

# CONSTRUCTING MAXIMAL PIPEDREAMS OF DOUBLE GROTHENDIECK POLYNOMIALS

CHEN-AN CHOU AND TIANYI YU

**ABSTRACT.** Pechenik, Speyer and Weigandt defined a statistic  $\text{rajcode}(\cdot)$  on permutations which characterizes the leading monomial in top degree components of double Grothendieck polynomials. Their proof is combinatorial: They showed there exists a unique pipedream of a permutation  $w$  with row weight  $\text{rajcode}(w)$  and column weight  $\text{rajcode}(w^{-1})$ . They proposed the problem of finding a “direct recipe” for this pipedream. We solve this problem by providing an algorithm that constructs this pipedream via ladder moves.

## 1. INTRODUCTION

The matrix Schubert variety  $X_w$  is a determinantal variety that has been studied extensively (see for instance [FUL92, KM05, KMY09, WY18]). Castelnuovo–Mumford regularity measures the algebraic complexity of varieties. Since matrix Schubert varieties are Cohen–Macaulay [FUL92, KM05, Ram85], the Castelnuovo–Mumford regularity of  $X_w$  is the difference between the top and bottom degree of its K-polynomial. By the work of Knutson and Miller [KM05], the K-polynomial of  $X_w$  is the Grothendieck polynomial  $\mathfrak{G}_w(\mathbf{x})$ . This family of polynomials, introduced by Lascoux and Schützenberger [LS82], represents K-classes of structure sheaves of Schubert varieties in flag varieties. Their lowest degree components are the Schubert polynomials whose degrees are known.

Consequently, determining the Castelnuovo–Mumford regularity of  $X_w$  reduces to computing the degree of  $\mathfrak{G}_w(\mathbf{x})$ . With this motivation, there has been a recent surge in the study of top degree components of  $\mathfrak{G}_w(\mathbf{x})$  [DMSD22, Haf22, PSW21, PY23, RRR<sup>+</sup>21, RRW23]. Pechenik, Speyer, and Weigandt [PSW21] defined a statistic  $\text{rajcode}(\cdot)$  on  $S_n$  using increasing subsequences of permutations. They showed  $x^{\text{rajcode}(w)}$  is the leading monomial in the top degree components of  $\mathfrak{G}_w(\mathbf{x})$  with respect to the lexicographical order where  $x_n > \cdots > x_1$ . Pan and Yu [PY23] found a diagrammatic formula to compute  $\text{rajcode}(w)$  (see Definition 2.7).

For  $w \in X_n$ , the double Grothendieck polynomial  $\mathfrak{G}_w(\mathbf{x}, \mathbf{y})$  involves two sets of variables:  $x_1, \dots, x_n$  and  $y_1, \dots, y_n$ . It represents Schubert classes in the torus-equivariant K-theory of flag varieties. After setting  $y_1 = y_2 = \cdots = 0$ , the double Grothendieck polynomial  $\mathfrak{G}_w(\mathbf{x}, \mathbf{y})$  specializes to the usual Grothendieck polynomial  $\mathfrak{G}_w(\mathbf{x})$ . The  $\text{rajcode}(\cdot)$  statistic also captures the leading monomial in top degree components of  $\mathfrak{G}_w(\mathbf{x}, \mathbf{y})$ .

**Theorem 1.1** ([PSW21, Theorem 1.4]). *The leading monomial of top degree components of  $\mathfrak{G}_w(\mathbf{x}, \mathbf{y})$  is  $x^{\text{rajcode}(w)}y^{\text{rajcode}(w^{-1})}$  with coefficient 1 for any term order with  $x_n > \cdots > x_1$  and  $y_n > \cdots > y_1$ .*

A combinatorial formula of  $\mathfrak{G}_w(\mathbf{x}, \mathbf{y})$  is given by pipedreams [BB93, BJS93, FK94, KM05]: certain tilings of a staircase grid using  $\begin{array}{|c|c|} \hline \square & \square \\ \hline \end{array}$ ,  $\begin{array}{|c|c|} \hline \square & \square \\ \hline \end{array}$  and  $\begin{array}{|c|c|} \hline \square & \square \\ \hline \end{array}$  (see Definition 2.1). The row (resp. column) weight of a pipedream is a weak composition where the  $i^{\text{th}}$  entry is the number of  $\begin{array}{|c|c|} \hline \square & \square \\ \hline \end{array}$  in row (resp. column)  $i$  of the pipedream. Let  $\text{PD}(w)$  be the set of pipedreams associated with

the permutation  $w$ . Pechenik, Speyer, and Weigandt established Theorem 1.1 by showing there exists a unique pipedream in  $\text{PD}(w)$  with row weight  $\text{rajcode}(w)$  and column weight  $\text{rajcode}(w^{-1})$ , which they call the maximal pipedream of  $w$ . In Remark 7.2, they said:

“We find it frustrating that we do not have a direct recipe for the maximal pipe dream in terms of  $w$ .”

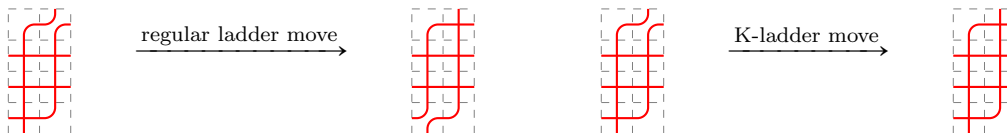
The main goal of this paper is to relieve their frustration: We give an explicit algorithm to construct the maximal pipedream  $\hat{P}(w) \in \text{PD}(w)$ .

**Theorem 1.2.** *For  $w \in S_n$ , the pipedream  $\hat{P}(w)$  we construct has row weight  $\text{rajcode}(w)$  and column weight  $\text{rajcode}(w^{-1})$ .*

Our algorithm involves a local move known as the ladder move [BB93]. When row  $r$  column  $c$  of a pipedream  $P$  is  $\square$ , we write  $(r, c) \in P$ . We may apply a ladder move on a  $\square$  in row  $r$  column  $c$  of a pipedream  $P$  if all the following are satisfied:

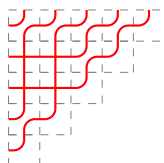
- $(r, c + 1) \notin P$ .
- There exists  $r' < r$  such that  $(r', c) \notin P$  and  $(r', c + 1) \notin P$ . In addition,  $(i, c), (i, c + 1) \in P$  for any  $r' < i < r$ .

Now we perform the ladder move at the  $\square$  in row  $r$  column  $c$  of  $P$ . First turn the  $\square$  at row  $r'$  column  $c + 1$  into a  $\square$ . Then we may or may not turn the  $\square$  at row  $r$  column  $c$  into  $\square$ . If we do that, the move is called a *regular ladder move*. Otherwise, the move is called a *K-ladder move*. Locally, the moves look like the following:

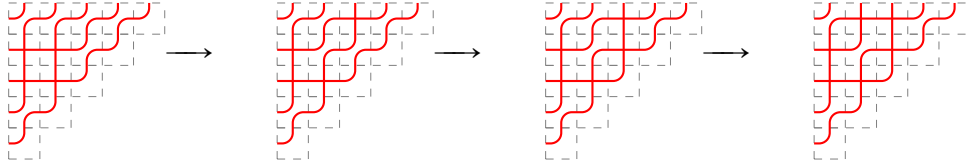


For  $w \in S_n$ , the statistic  $\text{invcode}(w)$  is a sequence of  $n$  numbers where the  $i^{\text{th}}$  number is the number of  $j > i$  such that  $w(j) < w(i)$ . It is well-known that  $\text{PD}(w)$  contains the pipedream with row weight  $\text{invcode}(w)$  and all  $\square$  are left-justified. All other pipedreams in  $\text{PD}(w)$  can be obtained by performing ladder moves from this one. We start from this pipedream and perform an iterative algorithm. Each iteration places a bar right above row  $i$  for  $i = n - 2, n - 3, \dots, 1$ . During each iteration, we only look under the bar and imagine row  $i$  is the topmost row. Scan through the columns from right to left. Within each column, scan through the  $\square$  from top to bottom. Whenever we see a  $\square$  at which we can perform a ladder move, we perform a regular ladder move. After going through a column, if we have performed ladder moves on this column, we turn the last ladder move into a K-ladder move. We denote the final pipedream by  $\hat{P}(w)$ .

*Example 1.3.* Take  $w \in S_5$  with one-line notation 14523. We start from the following pipedream:



When  $i = 3$  and  $2$ , we do not make any moves. When  $i = 1$ , we perform:



Dreyer, Mészáros, and St. Dizier [DMSD22] found the leading monomial in each homogeneous component of  $\mathfrak{G}_w$ . Let  $\text{reg}(w)$  be the difference between the sum of entries in  $\text{rajcode}(w)$  and the sum of entries in  $\text{invcode}(w)$ . Define the map  $\text{IR}(\cdot)$  that sends  $w$  to a sequence of monomials  $m_0, m_1, \dots, m_{\text{reg}(w)}$ . First,  $m_0 := x^{\text{invcode}(w)}$ . For  $i > 0$ ,  $m_i := m_{i-1}x_p$  where  $p$  is the largest such that  $m_{i-1}x_p$  divides  $x^{\text{rajcode}(w)}$ . For each  $m_i$ , Dreyer, Mészáros, and St. Dizier [DMSD22] explicitly constructed a climbing chain, another combinatorial model of  $\mathfrak{G}_w$  introduced in [LRS06], showing  $m_i$  is the leading monomial in its degree of  $\mathfrak{G}_w$ . In our algorithm, we start from a pipedream with row weight  $\text{invcode}(w)$ . During the algorithm, we obtain the pipedreams corresponding to  $m_1, \dots, m_{\text{reg}(w)}$ .

**Theorem 1.4.** *Let  $w \in S_n$ . Perform our algorithm to compute  $\hat{P}(w)$ . The algorithm makes  $\text{reg}(w)$   $K$ -ladder moves. Right after the  $i^{\text{th}}$   $K$ -ladder move, we record the row weight of the pipedream as  $a_i(w)$ . Then  $x^{a_i(w)} = m_i$  where  $\text{IR}(w) = (m_0, m_1, \dots, m_{\text{reg}(w)})$ .*

The rest of the paper is structured as follows. In §2, we cover necessary background regarding pipedreams and  $\text{rajcode}(w)$ . In §3, we introduce recursive formulas to compute  $\text{rajcode}(w)$ ,  $\text{rajcode}(w^{-1})$  and  $\text{IR}(w)$ . In §4, we prove our main results using Proposition 4.4 and Corollary 4.6, whose proofs are in §5.

## 2. BACKGROUND

### 2.1. Pipedreams and Grothendieck polynomials.

*Definition 2.1.* *Pipedreams* of size  $n$  are tilings with  $n + 1 - i$  left justified tiles in row  $i$ . The rightmost tile in each row is  $\square$  and all other tiles can be  $\begin{smallmatrix} \square \\ \square \end{smallmatrix}$  or  $\begin{smallmatrix} \square & \square \\ \square & \square \end{smallmatrix}$ . For a pipedream of size  $n$ , it is associated with a permutation  $w \in S_n$ . We label the pipes  $1, 2, \dots, n$  along the top edge and follow the pipes. Whenever two pipes cross more than once, we treat all but the first crossing as  $\begin{smallmatrix} \square & \square \\ \square & \square \end{smallmatrix}$ . Let  $\text{PD}(w)$  be the set of the pipedreams associated with  $w \in S_n$ .

*Example 2.2.* Pipedreams in Example 1.3 are all in  $\text{PD}(w)$  where  $w$  has one-line notation 14523.

Let  $P$  be a pipedream. We write  $(i, j) \in P$  if row  $i$  column  $j$  of  $P$  is  $\begin{smallmatrix} \square \\ \square \end{smallmatrix}$ . Following [KM05] and [FK94], *double Grothendieck polynomial*  $\mathfrak{G}_w(\mathbf{x}, \mathbf{y})$  and *Grothendieck polynomial*  $\mathfrak{G}_w(\mathbf{x})$  can be defined as

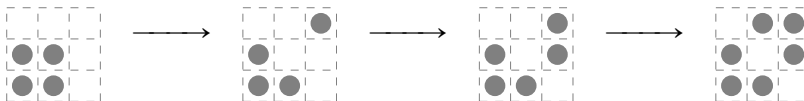
$$\mathfrak{G}_w(\mathbf{x}, \mathbf{y}) := \sum_{P \in \text{PD}(w)} \prod_{(i,j) \in P} (x_i + y_j - x_i y_j), \quad \mathfrak{G}_w(\mathbf{x}) := \sum_{P \in \text{PD}(w)} \prod_{(i,j) \in P} x_i.$$

In the rest of the paper, we identify a pipedream with a *diagram*, which is a finite subset of  $\mathbb{Z}_{>0} \times \mathbb{Z}_{>0}$ . We represent a diagram  $D$  by drawing a cell in row  $i$  column  $j$  for each  $(i, j) \in D$ . We use the matrix coordinates: Row 1 is the topmost row and column 1 is the leftmost column. A *weak composition* is an infinite sequence of  $\mathbb{Z}_{\geq 0}$  with finitely many positive entries. If  $\alpha$  is a weak composition, we use  $\alpha_i$  to denote its  $i^{\text{th}}$  entry. We write  $\alpha$  as

$(\alpha_1, \dots, \alpha_n)$  where  $\alpha_n$  is the last positive entry in  $\alpha$ . The row weight (resp. column weight) of a diagram  $D$  is a weak composition where the  $i^{\text{th}}$  entry is the number of cells in row  $i$  (resp. column  $i$ ) of  $D$ . We denote the row weight of a diagram  $D$  by  $\text{wt}(D)$ .

Pipedreams of size  $n$  are in bijection with diagrams contained in  $\{(i, j) : 1 \leq i \leq n-1, 1 \leq j \leq n-i\}$ . Under this identification,  $\text{PD}(w)$  is a set of diagrams. The ladder move is a move on diagrams and our algorithm is applying ladder moves to diagrams.

*Example 2.3.* We repeat Example 1.3 under our new convention:



The last diagram is  $\widehat{P}(w)$  when  $w$  has one-line notation 14523. Its row weight and column weight are both  $(2, 2, 2)$ .

**2.2. Snow diagrams and rajcode.** For any diagrams  $D$ , Pan and Yu defined  $\text{dark}(D) \subseteq D$  which can be computed as follows: Scan through  $D$  from bottom to top. For each row  $r$ , if there exists  $(r, c) \in D$  such that currently there is no cells in column  $c$  of  $\text{dark}(D)$ , we find the largest such  $c$  and put  $(r, c)$  in  $\text{dark}(D)$ . Cells in  $\text{dark}(D)$  of  $D$  are called *dark clouds* of  $D$ .

*Example 2.4.* The following is a diagram  $D$  and  $\text{dark}(D)$



There is an alternative characterization of  $\text{dark}(D)$ .

**Proposition 2.5.** *The diagram  $\text{dark}(D)$  is the unique subset of  $D$  such that*

- *There is at most one cell in each row or column of  $D$ .*
- *For any  $(i, j) \in D$ , there is  $(i', j) \in \text{dark}(D)$  with  $i' > i$  or there is  $(i, j') \in \text{dark}(D)$  with  $j' > j$ .*

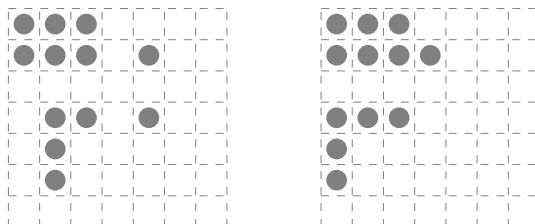
*Proof.* By Remark 3.4 of [PY23],  $\text{dark}(D)$  satisfies the two conditions. The uniqueness is trivial. □

The *Rothe diagram* of  $w$ , denoted as  $\text{Rothe}(w)$ , is the following diagram:

$$\{(i, w(j)) : i < j, w(i) > w(j)\}.$$

For  $w \in S_n$ , the first  $n$  numbers in  $\text{wt}(\text{Rothe}(w))$  form  $\text{invcode}(w)$ . Let  $\overleftarrow{\text{Rothe}}(w)$  be the diagram obtained by left-justifying all cells in  $\text{Rothe}(w)$ . This is the diagram in  $\text{PD}(w)$  that our algorithm starts with.

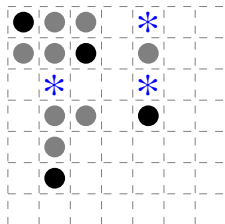
*Example 2.6.* Take  $w \in S_7$  with one-line notation 4617352. The following are  $\text{Rothe}(w)$  and  $\overleftarrow{\text{Rothe}}(w)$ .



For each  $w \in S_n$ , Pechenik, Speyer and Weigandt defined the weak composition  $\text{rajcode}(w)$  using increasing subsequences of  $w$ . In this paper, we use a diagrammatic definition of Pan and Yu [PY23]

*Definition 2.7* ([PY23]). Take  $w \in S_n$  and find  $\text{dark}(\text{Rothe}(w))$ . For each cell in  $\text{dark}(\text{Rothe}(w))$ , we fill all the empty cells above it in  $\text{Rothe}(w)$ . The resulting diagram is the *snow diagram* of  $w$ . Define  $\text{rajcode}(w)$  as the row weight of the snow diagram of  $w$ .

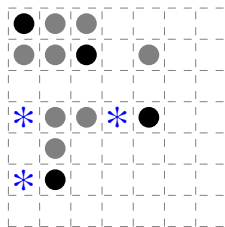
*Example 2.8.* Take  $w \in S_7$  with one-line notation 4617352. The following is its snow diagram. For clarity, we represent dark clouds by a black circle and use  $*$  to denote the added cells.



Thus,  $\text{rajcode}(w) = (4, 4, 2, 3, 1, 1)$ .

It is well-known that  $\text{Rothe}(w)$  and  $\text{Rothe}(w^{-1})$  are conjugations of each other. By Proposition 2.5,  $\text{dark}(\text{Rothe}(w))$  and  $\text{dark}(\text{Rothe}(w^{-1}))$  are conjugations of each other. Thus, we define the *left snow diagram* of  $w$  as the diagram where we fill empty spots on the left of each dark cloud in  $\text{Rothe}(w)$ . Its column weight will be the same as the row weight of the snow diagram of  $w^{-1}$ , which is  $\text{rajcode}(w^{-1})$ .

*Example 2.9.* Keep the same  $w$  as in Example 2.8. Its left snow diagram is



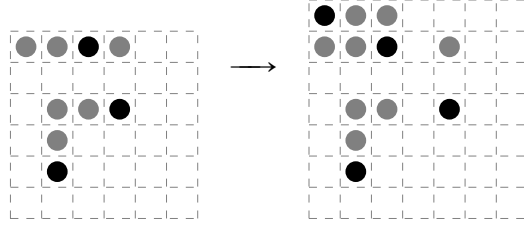
Thus,  $\text{rajcode}(w^{-1}) = (4, 5, 3, 1, 2)$ .

### 3. VARIOUS RECURSIONS

We describe a recursive way to construct  $\text{Rothe}(w)$  and  $\text{dark}(\text{Rothe}(w))$ . Then we obtain recursive formulas for  $\text{rajcode}(w)$  and  $\text{rajcode}(w^{-1})$ . Notice that  $\text{invcode}(\cdot)$  is a bijection from  $S_n$  to weak compositions  $(\alpha_1, \alpha_2, \dots)$  where  $\alpha_i \leq n - i$  for  $i \in [n - 1]$  and  $\alpha_n = \alpha_{n+1} = \dots = 0$ . We identify  $w \in S_n$  with  $(a, u) \in \{0, 1, \dots, n - 1\} \times S_{n-1}$  where  $a = \text{invcode}(w)_1$  and  $u$  is the unique permutation in  $S_{n-1}$  with  $\text{invcode}(u) = (\text{invcode}(w)_2, \text{invcode}(w)_3, \dots)$ . We simply write  $w = (a, u)$ . Then we may recursively construct  $\text{Rothe}(w)$  as follows. Start from  $\text{Rothe}(u)$ . Shift all cells downward by 1. Then shift all cells in columns  $a + 1, a + 2, \dots$  to the right by 1. Finally, put cells at  $(1, 1), \dots, (1, a)$ . The resulting diagram is  $\text{Rothe}(w)$ .

Similarly, to construct  $\text{dark}(\text{Rothe}(w))$ , we can start from  $\text{dark}(\text{Rothe}(u))$ . Shift all cells downward by 1. Then shift all cells in columns  $a + 1, a + 2, \dots$  to the right by 1. Finally, find the largest  $c \in [a]$  such that  $\text{dark}(\text{Rothe}(u))$  has no cells in column  $c$ . Put  $(1, c)$  into  $\text{dark}(\text{Rothe}(u))$ .

*Example 3.1.* Keep  $w \in S_7$  with one-line notation 4617352. We have  $w = (a, u)$  where  $a = 3$  and  $u \in S_6$  has one-line notation 516342. We depict how  $\text{Rothe}(u)$  and  $\text{Rothe}(w)$  as follows. The dark cells form  $\text{dark}(\text{Rothe}(u))$  and  $\text{dark}(\text{Rothe}(w))$  respectively.



Consequently, we may compute  $\text{rajcode}(w)$  and  $\text{rajcode}(w^{-1})$  recursively. Let  $d_c(u)$  be the number of cells in  $\text{dark}(\text{Rothe}(u))$  that are strictly to the right of column  $c$ .

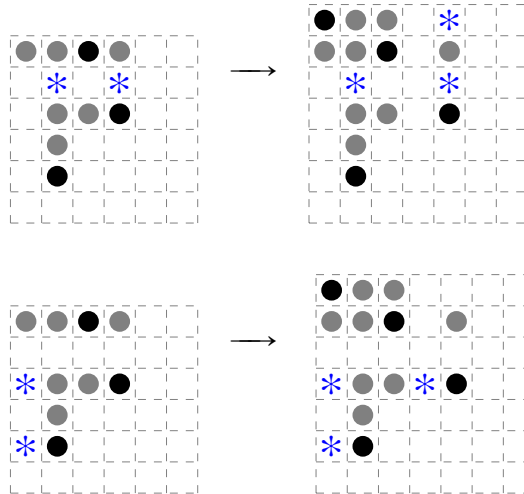
**Proposition 3.2.** Take  $w = (a, u) \in S_n$ .

- We can get  $\text{rajcode}(w)$  by prepending  $a + d_a(u)$  to  $\text{rajcode}(u)$ .
- To obtain  $\text{rajcode}(w^{-1})$ , we just insert  $d_a(u)$  between the  $a^{\text{th}}$  and  $(a + 1)^{\text{th}}$  entries of  $\text{rajcode}(u^{-1})$ . Then increase the first  $a$  entries by 1.

Consequently,  $\text{reg}(w) - \text{reg}(u) = d_a(u)$ .

*Proof.* Follows directly from the recursive constructions of  $\text{Rothe}(w)$  and  $\text{dark}(\text{Rothe}(w))$ .  $\square$

*Example 3.3.* Keep  $w = (a, u)$  in Example 3.1. We show how the snow diagram and left snow diagram of  $w$  differ from those of  $u$ :



We have  $d_a(u) = 1$ . We obtain  $\text{rajcode}(w) = (4, 4, 2, 3, 1, 1)$  by prepending  $a + d_a(u) = 4$  to  $\text{rajcode}(u) = (4, 2, 3, 1, 1)$ . We obtain  $\text{rajcode}(w^{-1}) = (4, 5, 3, 1, 2)$  by inserting  $d_a(u)$  after the  $a^{\text{th}}$  entry of  $\text{rajcode}(u^{-1}) = (3, 4, 2, 2)$  and then increase the first  $a$  entries by 1.

Notice that when  $w = (a, u)$ ,  $\text{invcode}(w)$  can be obtained by prepending the number  $a$  to  $\text{invcode}(u)$ . Thus, we also have a recursive formula for  $\text{IR}(w)$ . For a monomial  $m$ , let  $\vec{m}$  be the monomial obtained by turning each  $x_i$  in  $m$  into  $x_{i+1}$ .

**Proposition 3.4.** Take  $w = (a, u) \in S_n$ . Let

$$(M_0, \dots, M_{\text{reg}(w)}) = \text{IR}(w), (m_0, \dots, m_{\text{reg}(u)}) = \text{IR}(u).$$

Then  $\text{reg}(w) = \text{reg}(u) + d_a(u)$  and

$$M_j = \begin{cases} x_1^a \overrightarrow{m_j} & \text{if } j = 0, 1, \dots, \text{reg}(u), \\ x_1^{a+j-\text{reg}(u)} \times \overrightarrow{m_{\text{reg}(u)}} & \text{if } j = \text{reg}(u) + 1, \dots, \text{reg}(w). \end{cases}$$

*Proof.* Follows directly from the recursive formula of  $\text{rajcode}(w)$  and the definition of  $\text{IR}(\cdot)$ .  $\square$

*Example 3.5.* Keep  $w = (a, u)$  in Example 3.1. We have  $\text{reg}(u) = 2$  and  $\text{reg}(w) = \text{reg}(u) + d_a(u) = 3$ . Since

$$\text{IR}(u) = (x^{(4,0,3,1,1)}, x^{(4,1,3,1,1)}, x^{(4,2,3,1,1)}),$$

we have

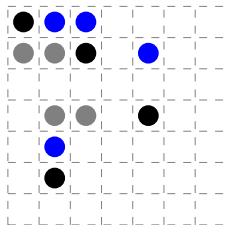
$$\text{IR}(w) = (x^{(3,4,0,3,1,1)}, x^{(3,4,1,3,1,1)}, x^{(3,4,2,3,1,1)}, x^{(4,4,2,3,1,1)})$$

#### 4. PROOF OF MAIN THEOREMS

To prove our main theorems, we need to introduce a new permutation statistic.

*Definition 4.1.* For  $w \in S_n$ , its *movecode*, denoted as  $\text{movecode}(w)$ , is a weak composition where  $\text{movecode}(w)_i$  is the number of cells in column  $i$  of  $\text{Rothe}(w)$  with no dark clouds strictly to its right.

*Example 4.2.* Take  $w \in S_7$  with one-line notation 4617352. The following is  $\text{Rothe}(w)$ , where the black cells are dark clouds and blue cells are non-dark cloud cells without dark clouds to their right.



Then  $\text{movecode}(w)$  is the number of black and blue cells in each column, which is  $(1, 3, 2, 0, 2)$ .

We have the following observation regarding this permutation statistic.

**Proposition 4.3.** Take  $w \in S_n$  and  $c \in [n]$ . Then

$$\text{rajcode}(w^{-1})_{c+1} - \max(\text{movecode}(w)_{c+1} - 1, 0) = d_c(u) = \text{rajcode}(w^{-1})_c - \text{movecode}(w)_c.$$

*Proof.* We refer to cells in  $\text{dark}(\text{Rothe}(w))$  as dark clouds. Consider the left snow diagram of  $w$ . In the diagram, there are four types of cells.

- Type 1: Dark clouds
- Type 2: Cells that do not belong to  $\text{Rothe}(w)$ .
- Type 3: Cells in  $\text{Rothe}(w)$  with a dark cloud in its row on its right.
- Type 4: Cells in  $\text{Rothe}(w)$  that is not a dark cloud and has no dark cloud in its row on its right.

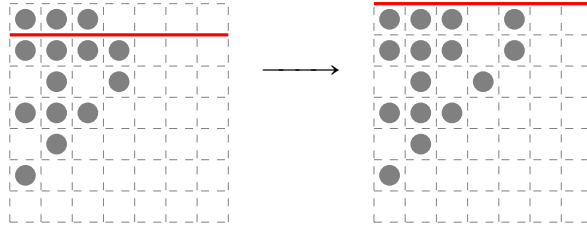
The number of type 1, 2 and 4 cells in column  $c + 1$  is  $d_c(w)$ . The number of all cells in column  $c + 1$  is  $\text{rajcode}(w^{-1})_{c+1}$ . The number of type 3 cells in column  $c + 1$  is  $\max(\text{movecode}(w)_c - 1, 0)$ , so we have the first equation.

The number of type 2 and 3 cells in column  $c$  is  $d_c(w)$ . The number of all cells in column  $c$  is  $\text{rajcode}(w^{-1})_c$ . The number of type 1 and 4 cells in column  $c$  is  $\text{movecode}(w)_c$ , so we have the second equation.  $\square$

The main application of  $\text{movecode}(w)$  is to characterize the number of cells moved when our algorithm processes each column.

**Proposition 4.4.** *Take  $v = (a, w) \in S_n$ . During the last iteration of the algorithm that computes  $\hat{P}(v)$ , the number of cells moved in column  $c$  is  $\text{movecode}(w)_c$  if  $c > a$  and 0 otherwise.*

*Example 4.5.* Keep  $v \in S_7$  with one-line notation 4617352. We have  $v = (a, w)$  where  $a = 3$  and  $w \in S_6$  has one-line notation 516342. We have  $\text{movecode}(w) = (0, 2, 1, 2)$ . During the last iteration of the algorithm, the bar is right above row 1. The algorithm moves 0 cells in column  $c > 4$ , since  $\text{movecode}(w)_c = 0$ . The algorithm moves 2 cells in column 4 since  $4 > a$  and  $\text{movecode}(w)_4 = 2$ . It moves 0 cells in column 3, 2, and 1 since  $1, 2, 3 \leq a$ .



We prove this proposition in §5. Our proof requires a few technical lemmas which also lead to the following result:

**Corollary 4.6.** *Consider the iteration when the bar is right above row  $i$  in our algorithm. Let  $D_1$  (resp.  $D_2$ ) be the diagram before (resp. after) processing one column. If the algorithm makes a move in this column, then  $\text{wt}(D_2)$  is obtained from increasing  $i^{\text{th}}$  entry of  $\text{wt}(D_1)$  by 1.*

Using Proposition 4.4 and Corollary 4.6, we can prove our main results. We start with Theorem 1.4.

*Proof of Theorem 1.4.* We induct on  $n$ . The base case ( $n = 1$ ) is trivial. Let  $w = (a, u) \in S_n$  with  $n > 1$ . By our inductive hypothesis, the algorithm made  $\text{reg}(u)$  K-ladder moves before the last iteration. By Proposition 4.4, in the last iteration of the algorithm, it makes a K-ladder move in column  $c$  if and only if  $c > a$  and  $\text{movecode}(u)_c > 0$ . This is exactly the number  $d_a(u)$ , which equals  $\text{reg}(w) - \text{reg}(u)$  by Proposition 3.2. Thus, the algorithm to compute  $\hat{P}(w)$  makes  $\text{reg}(w)$  K-ladder moves in total.

Let

$$\text{IR}(w) = (M_0, \dots, M_{\text{reg}(w)}), \text{IR}(u) = (m_0, \dots, m_{\text{reg}(u)}).$$

By Proposition 3.4, for  $i = 0, \dots, \text{reg}(u)$ , we have  $M_i = x_1^a \overline{m}_i$ . When the algorithm makes the  $i^{\text{th}}$  K-ladder move, the bar has not reached row 1. Before the bar reaches row 1, the algorithm ignores the first row of the diagram, which has  $a$  cells, and behaves as if computing  $\hat{P}(u)$ . Thus, the statement holds for  $i = 0, 1, \dots, \text{reg}(u)$  by our inductive hypothesis.

For  $i = \text{reg}(u) + 1, \dots, \text{reg}(w)$ , the  $i^{\text{th}}$  K-ladder move happens when the bar is above row 1. Let  $D$  be the diagram right after the  $(i - 1)^{\text{th}}$  K-ladder move and  $D'$  be the diagram right after the  $i^{\text{th}}$  K-ladder move. By Corollary 4.6,  $x^{\text{wt}(D')} = x_1 \cdot x^{\text{wt}(D)}$ , which concludes the proof.  $\square$



*Proof of Theorem 1.2.* By Theorem 1.4, the row weight of  $\widehat{P}(w)$  is  $\text{rajcode}(w)$ . For the column weight, we prove by induction on  $n$ . The base case  $n = 1$  is trivial. Now assume  $n > 1$  and  $w = (a, u) \in S_n$ . Let  $D$  be the diagram we have right before the last iteration of the algorithm computing  $\widehat{P}(w)$ . It can be obtained by shifting  $\widehat{P}(u)$  downward by 1 and append  $a$  left-justified cells in the first row. By our inductive hypothesis,  $\widehat{P}(u)$  has column weight  $\text{rajcode}(u^{-1})$ . Now take  $c \in [n - 1]$  and consider three cases:

- Suppose  $c > a + 1$ . Consider the last iteration of the algorithm. By Proposition 4.4, the algorithm makes  $\text{movecode}(u)_c$  (resp.  $\text{movecode}(u)_{c-1}$ ) moves in column  $c$  (resp.  $c - 1$ ). Thus, column  $c$  loses  $\max(\text{movecode}(u)_c - 1, 0)$  cells and then gain  $\text{movecode}(u)_{c-1}$  cells. By Proposition 4.3,  $\widehat{P}(w)$  has

$$\text{rajcode}_c(u^{-1}) - \max(\text{movecode}(u)_c - 1, 0) + \text{movecode}(u)_{c-1} = \text{rajcode}_{c-1}(u^{-1})$$

cells in column  $c$ . Finally, by Proposition 3.2,  $\text{rajcode}_{c-1}(u^{-1})$  is just  $\text{rajcode}_c(w^{-1})$ .

- Suppose  $c = a + 1$ . By Proposition 4.4, the algorithm makes  $\text{movecode}(u)_c$  moves in column  $c$ , and makes 0 moves in column  $c - 1$  if it exists. Thus, column  $c$  loses  $\max(\text{movecode}(u)_c - 1, 0)$  cells. By Proposition 4.3,  $\widehat{P}(w)$  has

$$\text{rajcode}_c(u^{-1}) - \max(\text{movecode}(u)_c - 1, 0) = d_a(u)$$

cells in column  $c$ . Finally, by Proposition 3.2,  $d_a(u)$  is just  $\text{rajcode}_c(w^{-1})$ .

- Suppose  $c \in [a]$ . By Proposition 4.4, the algorithm makes 0 moves in column  $c$ , and makes 0 moves in column  $c - 1$  if it exists. Thus,  $\widehat{P}(w)$  has  $\text{rajcode}(u^{-1})_c + 1$  cells in column  $c$ . Finally, by Proposition 3.2,  $\text{rajcode}(u^{-1})_c + 1$  is just  $\text{rajcode}_c(w^{-1})$ .  $\square$

## 5. PROOF OF PROPOSITION 4.4 AND COROLLARY 4.6

Following §3, we derive a recursive way to compute  $\text{movecode}(w)$ .

**Lemma 5.1.** *For  $w \in S_n$ , we write  $w = (a, u)$ . Then  $\text{movecode}(w)$  can be determined starting from  $\text{movecode}(u)$ . First, insert a 0 between  $\text{movecode}(u)_a$  and  $\text{movecode}(u)_{a+1}$ . Then start from the  $a^{\text{th}}$  entry and increase each entry by 1 from right to left. Whenever we change a 0 into a 1, we stop immediately. The resulting weak composition is  $\text{movecode}(w)$ .*

*Proof.* Follows directly from the recursive constructions of  $\text{Rothe}(w)$  and  $\text{dark}(\text{Rothe}(w))$ .  $\square$

*Example 5.2.* Take  $w \in S_7$  with one-line notation 4617352. We have  $w = (3, u)$  where  $u \in S_6$  has one-line notation 516342. We have  $\text{movecode}(u) = (0, 2, 1, 2)$ . Then we insert a 0 between  $\text{movecode}(u)_3$  and  $\text{movecode}(u)_4$ , obtaining  $(0, 2, 1, 0, 2)$ . We then increase entries by 1 from right to left, starting from the third entry. When we turn the 0 in the first entry into 1, we stop, obtaining  $(1, 3, 2, 0, 2)$ .

Our proofs rely on a simple operator on diagrams. We may break the algorithm into a sequence of this operator.

*Definition 5.3.* We define the operator  $L_{i,c}$  on diagrams. Take diagram  $D$  and put a bar above row  $i$  in  $D$ . We ignore everything above the bar, imagining row  $i$  is the top-most row. Then we scan through cells in column  $c$  from top to bottom. Whenever we see a cell at which we can perform a ladder move, we perform a regular ladder move. After going through this column, if we made a move, turn the last move into a K-ladder move.

With this notion, applying the algorithm on  $w \in S_n$  can be rewritten as

$$\widehat{P}(w) = (L_{1,1} \cdots L_{1,n-2}) \cdots (L_{n-3,1} L_{n-3,2}) (L_{n-2,1}) (\overleftarrow{\text{Rothe}}(w)) \quad (1)$$

In words, we iterate through  $i = n - 2, \dots, 2, 1$ . For each  $i$ , we iterate through  $c = n - 1 - i, \dots, 2, 1$  and apply  $L_{i,c}$ .

We start by observing a straightforward recursive property of this operator.

*Remark 5.4.* Fix  $i, c \in \mathbb{Z}_{>0}$  and let  $D$  be a diagram. Suppose  $(i, c) \notin D$  and  $(i, c + 1) \notin D$ .

- Suppose  $(i + 1, c) \in D$  and  $(i + 1, c + 1) \notin D$ . Let  $D'$  be the diagram obtained by moving  $(i + 1, c)$  to  $(i, c + 1)$  in  $D$ . If  $L_{i+1,c}(D') \neq D'$ , we know  $L_{i,c}(D) = L_{i+1,c}(D')$ . Otherwise,  $L_{i,c}(D) = D' \sqcup \{(i + 1, c)\}$ . Informally, in this case,  $L_{i,c}$  behaves as if  $L_{i+1,c}$  after the regular ladder move on  $(i + 1, c)$ .
- Suppose  $(i + 1, c) \in D$  and  $(i + 1, c + 1) \in D$ . Then intuitively,  $L_{i,c}$  behaves as if row  $i + 1$  is ignored: Let  $D'$  be obtained from  $D$  by removing  $(i + 1, c)$  and  $(i + 1, c + 1)$ . If  $(i + 1, c + 1) \notin L_{i+1,c}(D')$ ,  $L_{i,c}(D) = L_{i+1,c}(D') \sqcup \{(i + 1, c), (i + 1, c + 1)\}$ . Otherwise,  $L_{i,c}(D) = L_{i+1,c}(D') \sqcup \{(i + 1, c), (i, c + 1)\}$ .

We are primarily interested in applying  $L_{i,c}$  to a diagram in the following case.

*Definition 5.5.* We say the operator  $L_{i,c}$  *acts initially on*  $D$  if  $D$  is fixed by  $L_{i+1,c}$ .

Eventually, we will show all  $L_{i,c}$  in our algorithm acts initially. We first derive a few properties when  $L_{i,c}$  acts initially on  $D$ .

**Lemma 5.6.** *Suppose  $L_{i,c}$  acts initially on  $D$  and  $L_{i,c}$  moves at least one cell. We let  $(r_1, c), \dots, (r_k, c)$  be the cells moved where  $r_1 < \dots < r_k$ . Let  $r_0 = i$ . Then we know the cell  $(r_j, c)$  is moved to  $(r_{j-1}, c + 1)$  for  $j \in [k]$ . Thus,  $\text{wt}(L_{i,c}(D))$  is obtained from  $\text{wt}(D)$  by adding 1 to the  $i^{\text{th}}$  entry.*

*Proof.* If  $L_{i,c}$  moves  $(r_1, c)$  to  $(r', c + 1)$  for some  $r' > i$ , then  $L_{i+1,c}$  will also move  $(r_1, c)$  to  $(r', c + 1)$ . This contradicts our assumption that  $L_{i,c}$  acts initially on  $D$ . Thus,  $L_{i,c}$  moves  $(r_1, c)$  to  $(i, c + 1)$ .

For  $j > 1$ , when  $(r_j, c)$  moves,  $(r_{j-1}, c)$  and  $(r_{j-1}, c + 1)$  must both be empty since the cell in  $(r_{j-1}, c)$  just performed a ladder move. Therefore  $(r_j, c)$  must be moved to  $(r', c + 1)$  for some  $r' \geq r_{j-1}$ . However,  $r' > r_{j-1}$  contradicts the assumption that  $L_{i,c}$  acts initially on  $D$ , so  $r' = r_{j-1}$ .  $\square$

To better describe the effect of  $L_{i,c}$  when it acts initially, we introduce the following notion.

*Definition 5.7.* The  $(i, c)$ -*initial segment* of a diagram  $D$  is the set of  $(r, c)$  such that  $(r', c) \in D$  for all  $i \leq r' \leq r$ .

This notion characterizes the destination of cells moved by  $L_{i,c}$  when it acts initially.

**Lemma 5.8.** *Suppose  $L_{i,c}$  acts initially on  $D$ . Then it moves cells to the  $(i, c + 1)$ -initial segment of  $L_{i,c}(D)$ .*

*Proof.* Let  $(r_1, c), (r_2, c), \dots, (r_k, c)$  where  $r_1 < r_2 < \dots < r_k$  be the cells of  $D$  moved by  $L_{i,c}$ . Let  $r_0 = i$ . By Lemma 5.6, for  $j \in [k]$ ,  $(r_j, c)$  is moved to  $(r_{j-1}, c + 1)$ . We show  $(r_{j-1}, c)$  is in the  $(j, c + 1)$ -initial segment of  $L_{i,c}(D)$  by induction on  $j$ . For the base case,  $(r_0, c + 1) = (i, c + 1)$  is clearly in the  $(j, c + 1)$ -initial segment of  $L_{i,c}(D)$

For  $j > 1$ , assume  $(r_{j-2}, c+1)$  is in the  $(i, c+1)$ -initial segment of  $L_{i,c}(D)$ . Since  $(r_{j-1}, c)$  is moved to  $(r_{j-2}, c+1)$ , we know  $(r', c+1) \in L_{i,c}(D)$  for any  $r_{j-2} < r' < r_{j-1}$ . Thus,  $(r_{j-1}, c+1)$  is in the  $(i, c+1)$ -initial segment of  $L_{i,c}(D)$ .  $\square$

We can also use “initial segment” to characterize what cells can be moved by  $L_{i,c}$  when it acts initially.

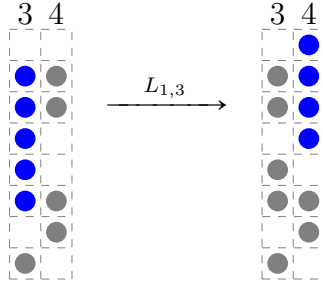
**Lemma 5.9.** *Suppose  $L_{i,c}$  acts initially on  $D$ . If  $(i, c) \in D$ , then  $D$  is fixed by  $L_{i,c}$ . Otherwise, a cell  $(r, c) \in D$  is moved by  $L_{i,c}$  if and only if it is in the  $(i+1, c)$ -initial segment of  $D$  and  $(r, c+1) \notin D$ .*

*Proof.* The lemma is immediate when  $(i, c) \in D$ . Otherwise, let  $(r_1, c), \dots, (r_k, c) \in D$  be the cells moved by  $L_{i,c}$  where  $r_1 < \dots < r_k$ . Let  $r_0 = i$ . Clearly,  $(r_j, c+1) \notin D$  for each  $j \in [k]$ . We prove  $(r_j, c)$  is in the  $(i+1, c)$ -initial segment of  $D$  by induction. First, by Lemma 5.6,  $(r_1, c)$  is moved to  $(r_0, c+1)$ , so  $(r', c) \in D$  for  $r_0 = i < r' < r_1$ . In other words,  $(r_1, c)$  is in the  $(i+1, c)$ -initial segment of  $D$ . For  $j > 1$ , by Lemma 5.6,  $(r_j, c)$  is moved to  $(r_{j-1}, c+1)$ , so  $(r', c) \in D$  for  $r_{j-1} < r' < r_j$ . The inductive step is finished since  $(r_{j-1}, c)$  is in the  $(i+1, c)$ -initial segment of  $D$ .

Now assume  $(r, c)$  is a cell in the  $(i+1, c)$ -initial segment of  $D$  and  $(r, c+1) \notin D$ . Assume toward contradiction that  $(r, c)$  is not moved by  $L_{i,c}$ . Take the smallest such  $r$ . Since  $L_{i,c}$  moves  $(r_j, c)$  to  $(r_{j-1}, c)$ , we know  $(r', c+1) \in D$  for any  $r_{j-1} < r' < r_j$ . Thus, we cannot have  $r_{j-1} < r < r_j$  for  $j \in [k]$ . Since  $(r, c)$  is not moved, we know  $r$  is not  $r_1, \dots, r_k$ . Thus,  $r > r_k$ . By the minimality of  $r$ ,  $(r', c), (r', c+1) \in D$  for  $r_k < r' < r$ . Thus,  $L_{i,c}$  moves  $(r_k, c)$ , it can perform a ladder move at  $(r, c)$ . Contradiction.  $\square$

The following example is a demonstration of the previous two lemmas related to initial segments.

*Example 5.10.* Let  $D$  be a diagram whose column 3 and 4 look like the picture on the left. Notice that  $D$  will be fixed by  $L_{2,3}$ . After applying  $L_{1,3}$ , these two columns look like the picture on the right:



We color the  $(2, 3)$ -initial segment of  $D$  and  $(1, 4)$ -initial segment of  $L_{1,3}(D)$ . Notice that  $L_{1,3}$  move cells to the  $(1, 4)$ -initial segment of  $L_{1,3}(D)$ . Also notice that cells in column 3 are moved if and only if it is in the  $(2, 3)$ -initial segment of  $D$  and has no cell on its right.

We also have the “converse statement” of Lemma 5.9.

**Lemma 5.11.** *Suppose  $(i, c) \notin D$ . If  $L_{i,c}$  only moves cells in the  $(i+1, c)$ -initial segment of  $D$ , then it acts initially on  $D$ .*

*Proof.* Suppose to the contrary that  $D$  is not fixed by  $L_{i+1,c}$ . Let  $(r, c)$  be the first cell moved by  $L_{i+1,c}$ . Clearly,  $(r, c)$  is not in the  $(i+1, c)$ -initial segment of  $D$  and it will also be moved by  $L_{i,c}$ .  $\square$

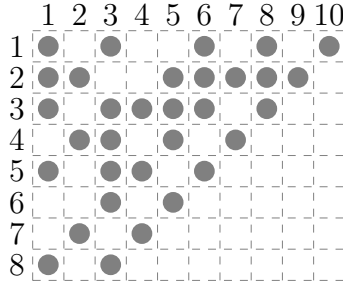
We introduce more definitions that captures the structure of columns for intermediate diagrams during our algorithm.

*Definition 5.12.* We say a diagram  $D$  is  $(i, c)$ -paired if the following are satisfied:

- Take any cell  $(R, c) \in D$  with  $i \leq R$  and  $(R, c + 1) \notin D$ . There exists  $(r, c + 1) \in D$  with  $i \leq r < R$  and  $(r, c) \notin D$ . Moreover,  $(r', c), (r', c + 1) \in D$  for any  $r < r' < R$ .
- Take any cell  $(r, c + 1) \in D$  with  $i \leq r$  and  $(r, c) \notin D$ . There exists  $(R, c) \in D$  with  $r < R$  and  $(R, c + 1) \notin D$ . Moreover,  $(r', c), (r', c + 1) \in D$  for any  $r < r' < R$ .

*Remark 5.13.* Notice that if  $D$  is  $(i, c)$ -paired, then  $L_{i,c}$  fixes  $D$ .

*Example 5.14.* Consider the following diagram  $D$ .

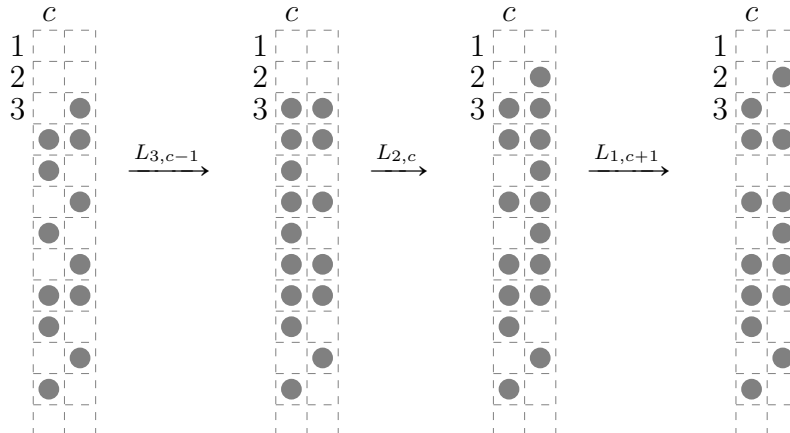


Then  $D$  has the following properties:  $(1, 5)$ -paired,  $(1, 9)$ -paired,  $(4, 1)$ -paired,  $(6, 1)$ -paired.

We have the following lemma regarding this new notion.

**Lemma 5.15.** *Let diagram  $D$  be  $(3, c)$ -paired and  $(2, c + 1) \notin D$ . We consider the action of  $L_{1,c+1}L_{2,c}L_{3,c-1}$  on  $D$ . Assume  $L_{3,c-1}$  and  $L_{2,c}$  act initially. Let  $(r_1, c), \dots, (r_m, c)$  be the cells moved by  $L_{2,c}$  with  $r_1 < \dots < r_m$  and let  $r_0 = 2$ . We further assume  $L_{1,c+1}$  moves  $(r'_1, c + 1), \dots, (r'_m, c + 1)$  with  $r_{i-1} \leq r'_i < r_i$ . Then  $D' = L_{1,c+1}L_{2,c}L_{3,c-1}(D)$  is  $(2, c)$ -paired.*

*Example 5.16.* Consider the action of  $L_{1,c+1}L_{2,c}L_{3,c-1}$  on  $D$  whose column  $c$  and  $c + 1$  are depicted in the left-most figure. We see  $D$  is  $(3, c)$ -paired. The action of  $L_{2,c}$  and  $L_{1,c+1}$  satisfy the condition in Lemma 5.15: For instance,  $L_{2,c}$  moves  $(5, c)$  to  $(2, c + 1)$  and there is a unique cell  $(r, c + 1)$  moved by  $L_{1,c+1}$  with  $2 \leq r < 5$ , namely  $(3, c + 1)$ . Then by the Lemma, we know  $L_{1,c+1}L_{2,c}L_{3,c-1}(D)$ , whose column  $c$  and  $c + 1$  are depicted in the right-most figure, is  $(2, c)$ -paired.



*Proof.* Say  $(t, c)$  is the bottom-most cell in the  $(2, c)$ -initial segment of  $L_{3,c-1}(D)$ . Since  $L_{3,c-1}$  acts initially on  $D$ , it will only move cells to the  $(2, c)$ -initial segment by Lemma 5.8. Since  $L_{2,c}$  acts initially on  $D$ , it will only move cells in the  $(2, c)$ -initial segment by Lemma 5.9. Then by our assumption in the lemma,  $L_{1,c+1}$  also moves cells above row  $t$ . Thus,  $D$  and  $D'$  agreed under row  $t$  in column  $c$  and  $c + 1$ . Now we check  $D'$  is  $(2, c)$ -paired.

Take  $(R, c)$  in  $D'$  such that  $R \geq 2$  and  $(R, c + 1) \notin D'$ . We find the  $r$  satisfying the condition in the definition of  $(2, c)$ -paired by considering two cases.

- If  $R > t$ , then  $(R, c) \in D$  and  $(R, c + 1) \notin D$ . Since  $D$  is  $(3, c)$ -paired, we can find  $(r, c + 1) \in D$  such that  $2 \leq r < R$ ,  $(r, c) \notin D$  and  $(r', c), (r', c + 1) \in D$  for  $r < r' < R$ . It remains to show  $r > t$ . If not,  $(r, c)$  is in the  $(2, c)$ -initial segment of  $L_{3,c-1}(D)$ , then so is  $(R, c)$ , contradicting to  $R > t$ .
- If  $R \leq t$ , then  $(R, c) \in L_{3,c-1}(D)$ . If  $(R, c + 1) \notin L_{3,c-1}(D)$ , by Lemma 5.9,  $L_{2,c}$  moves  $(R, c)$ . Since  $(R, c)$  is in  $D'$ , we know it is the last cell moved by  $L_{2,c}$ , so  $R = r_m$ . By Lemma 5.6,  $L_{2,c}$  moves  $(r_m, c)$  to  $(r_{m-1}, c + 1)$ . We have  $(r_{m-1}, c) \notin D'$ . By our assumption on  $L_{1,c-1}$ , it does not make a regular ladder move on cells between row  $r_{m-1}$  and row  $r_m$ . Thus, we may pick  $r = r_{m-1}$ .

Now assume  $(R, c + 1) \in L_{3,c-1}(D)$ . Then,  $L_{1,c+1}$  moves  $(R, c + 1)$ , so  $R = r'_i$  for some  $i \in [m - 1]$ . We know  $L_{2,c}$  moves  $(r_i, c)$  to  $(r_{i-1}, c + 1)$ . By our assumption on  $L_{1,c+1}$ ,  $r_{i-1} < r'_i$  and  $L_{1,c+1}$  does not make a move between row  $r_{i-1}$  and  $r'_i$ . Thus, we may pick  $r = r_{i-1}$ .

Take  $(r, c + 1)$  in  $D'$  such that  $r \geq 2$  and  $(r, c) \notin D'$ . We find the  $R$  satisfying the condition in the definition of  $(2, c)$ -paired by considering two cases.

- If  $r > t$ , then  $(r, c + 1) \in D$  and  $(r, c) \notin D$ . Moreover, since  $(2, c + 1) \notin D$ , we know  $r \geq 3$ . By  $D$  is  $(3, c)$ -paired, we can find  $R > r > t$  such that  $(R, c) \in D$ ,  $(R, c + 1) \notin D$  and  $(r', c), (r', c + 1) \in D$  for  $r < r' < R$ .
- If  $r \leq t$ , then  $(r, c) \in L_{3,c-1}(D)$ . We know  $L_{2,c}$  performs a regular ladder move on  $(r, c)$ , so  $r = r_i$  for some  $i \in [m - 1]$ . We know  $r_i < r'_{i+1} < r_{i+1}$  and  $(r', c), (r', c + 1) \in L_{2,c}L_{3,c-1}(D)$  for  $r_i < r' < r_{i+1}$ . If  $i + 1 < m$ , then  $L_{1,c+1}$  makes a regular ladder move on  $(r'_{i+1}, c + 1)$ . We have  $(r'_{i+1}, c) \in D'$  and  $(r_{i+1}, c + 1) \notin D'$ . We may pick  $R = r'$ . If  $i + 1 = m$ , then  $L_{1,c+1}$  makes a K-ladder move on  $(r'_{i+1}, c + 1)$ . We may pick  $R = r_{i+1}$ .  $\square$

The last piece of our preparation work is the following observation.

*Remark 5.17.* Notice that  $L_{i,c}$  and  $L_{i',c'}$  commute if  $|c - c'| > 1$ . Therefore, we know applying

$$L_{1,1}L_{1,2} \cdots L_{1,n-2} \quad L_{2,1}L_{2,2} \cdots L_{2,n-3}$$

is the same as applying

$$L_{1,1} \quad L_{1,2}L_{2,1} \quad L_{1,3}L_{2,2} \quad \cdots \quad L_{1,n-4}L_{2,n-3} \quad L_{1,n-2}L_{2,n-3}.$$

Moreover, each  $L_{i,c}$  behaves the same in both expressions.

Now we embark on proving Proposition 4.4 and Corollary 4.6. We start by introducing two claims which will imply Proposition 4.4 and Corollary 4.6 respectively. For a diagram  $D$ , let  $D^{\downarrow k}$  be the diagram obtained by shifting all cells of  $D$  downward by  $k$ . We claim:

- Claim 1: Take  $N \in \mathbb{Z}_{>0}$  and  $w \in S_N$ . Consider

$$(L_{1,2}L_{2,1}) \cdots (L_{1,N-2}L_{2,N-3})(L_{1,N}L_{2,N-1})(\widehat{P}(w)^{\downarrow 2}). \quad (2)$$

Take any  $c \in [N - 1]$ . Then  $L_{2,c}$  and  $L_{1,c+1}$  moves the same number of cells. More specifically, suppose  $L_{2,c}$  moves a cell  $(r, c)$  to  $(\hat{r}, c + 1)$ . Then there exists a unique  $r'$  such that  $\hat{r} \leq r' < r$  and  $(r', c + 1)$  is moved by  $L_{1,c+1}$ . In addition, after the action of  $L_{1,c+1}$ , the diagram is  $(2, c)$ -paired.

- Claim 2: Take  $N \in \mathbb{Z}_{>0}$  and  $w \in S_N$ . Consider

$$L_{1,1} \cdots L_{1,N-1}(\hat{P}(w)^{\downarrow 1}).$$

Each  $L_{1,c}$  acts initially.

We will inductively show both claims hold for all  $N$ . The induction is based on Lemma 5.18 and Lemma 5.19.

**Lemma 5.18.** *Suppose Claim 1 and Claim 2 hold for  $N \leq n$ , then Claim 2 holds for  $N = n + 1$ .*

*Proof.* Suppose  $w = (b, u) \in S_{n+1}$ . Let  $D$  be the diagram obtained by putting  $b$  left-justified cells in the second row of  $\hat{P}(u)^{\downarrow 2}$ . Then  $\hat{P}(w)^{\downarrow 1} = L_{2,1}L_{2,2} \cdots L_{2,n-1}(D)$  and each  $L_{2,c}$  acts initially by Claim 2 for  $u$ . By Remark 5.17, we may write  $L_{1,1} \cdots L_{1,N-1}(\hat{P}(w)^{\downarrow 1})$  as

$$L_{1,1} \cdots L_{1,N-1} L_{2,1} \cdots L_{2,n-1}(D) = (L_{1,2}L_{2,1}) \cdots (L_{1,N-2}L_{2,N-3})(L_{1,N}L_{2,N-1})(D). \quad (3)$$

Clearly, for  $c \leq b$ ,  $L_{1,c}$  acts initially on  $\hat{P}(w)^{\downarrow 1}$ . Now take  $c > b$ . We know the  $L_{1,c}$  behaves the same in both sides of (3). By Lemma 5.11, it is enough to show each  $L_{1,c}$  on the right hand side moves cells in the  $(2, c)$ -initial segment. Since  $L_{2,c-1}$  acts initially, by Lemma 5.8,  $L_{2,c-1}$  move cells into the  $(2, c)$ -initial segment. Then by claim 1 of  $u$ ,  $L_{1,c}$  moves cells in the  $(2, c)$ -initial segment.  $\square$

**Lemma 5.19.** *Suppose Claim 1 holds for  $N \leq n$  and Claim 2 holds for  $N \leq n + 1$ , then Claim 1 holds for  $N = n + 1$ .*

*Proof.* Since Claim 2 holds for  $N \leq n + 1$ , each  $L_{1,c}$  and  $L_{2,c}$  in (2) acts initially by Remark 5.17. We prove Claim 1 by induction on  $c = n, \dots, 2, 1$ . The base case with  $c = n$  is trivial.

Suppose  $c \in [n - 1]$ . Let  $D'$  be the diagram right before applying  $L_{2,c}$  in (2). By our inductive hypothesis for  $c + 1$ ,  $D'$  is  $(2, c + 1)$ -paired. Now apply  $L_{2,c}$  to  $D'$ . Let  $(r_1, c), \dots, (r_k, c)$  be the cells moved by  $L_{2,c}$ . Let  $r_0 = 2$ . For  $j \in [k]$ , by Lemma 5.6,  $(r_j, c)$  is moved to  $(r_{j-1}, c + 1)$ . By Lemma 5.8,  $(r_{j-1}, c + 1)$  is in the  $(2, c + 1)$ -initial segment of  $L_{2,c}(D)$ . We consider two cases.

- If  $(r_{j-1}, c + 2) \notin D'$ , then  $(r_{j-1}, c + 1)$  will be moved by  $L_{1,c+1}$  by Lemma 5.9. For  $r_{j-1} < r' < r$ , by  $D'$  is  $(2, c + 1)$ -paired, we know  $(r', c + 1), (r', c + 2) \in D'$ . By Lemma 5.9,  $L_{1,c+1}$  will not move  $(r', c + 1)$ .
- Now assume  $(r_{j-1}, c + 2) \in D'$ . Since  $D'$  is  $(2, c + 1)$ -paired and  $(r_{j-1}, c + 2) \notin D'$ , we can find  $R > r_{j-1}$  such that  $(R, c + 1) \in D'$ ,  $(R, c + 2) \notin D'$  and  $(r', c + 1), (r', c + 2) \in D'$  for any  $r_{j-1} < r' < R$ . We know  $(r_j, c + 1) \notin D'$ , so  $R < r_j$ . For  $R < r' < r_j$ , since  $(r', c + 1) \in D'$  and  $D'$  is  $(2, c + 1)$ -paired, we must have  $(r', c + 2) \in D'$ . By 5.9,  $(R, c + 1)$  is the unique cell moved during  $L_{1,c+1}$  between row  $r_{j-1}$  and row  $r_j$ .

Now we show  $L_{1,c+1}$  and  $L_{2,c}$  move the same number of cells, we already know  $L_{1,c+1}$  makes exactly one move between row  $r_{j-1}$  and row  $r_j$  inclusively for  $j \in [k]$ . We just need to show  $L_{1,c+1}$  does not move any  $(r, c + 1)$  for any  $r > r_k$ . Notice that  $(r_k, c + 1) \notin L_{2,c}(D')$ , so

$(r, c + 1)$  is not in the  $(2, c + 1)$ -initial segment of  $L_{2,c}(D')$ . By Lemma 5.9,  $(r, c + 1)$  will not be moved.

It remains to check  $L_{1,c+1}L_{2,c}(D')$  is  $(2, c)$ -paired. Write  $w$  as  $(b, u)$ . Let  $D$  be the diagram obtained by putting  $b$  left-justified cells in row 3 of  $\widehat{P}(u)^{\downarrow 3}$ . Then

$$\widehat{P}(w)^{\downarrow 2} = L_{3,1}L_{3,2} \cdots L_{3,n-1}(D)$$

By Remark 5.17,

$$\begin{aligned} & (L_{1,2}L_{2,1}) \cdots (L_{1,n+1}L_{2,n})(\widehat{P}(w)^{\downarrow 2}) \\ &= (L_{1,2}L_{2,1}) \cdots (L_{1,n+1}L_{2,n})(L_{3,1}L_{3,2} \cdots L_{3,n-1})(D) \\ &= (L_{1,2}L_{2,1})(L_{1,3}L_{2,2}L_{3,1}) \cdots (L_{1,n+1}L_{2,n}L_{3,n-1})(D) \end{aligned}$$

If  $c > b$ , then  $(3, c) \notin D$ . By claim 1 of  $u$ , after  $L_{2,c+1}$  the diagram is  $(3, c)$ -paired. Therefore, by Lemma 5.15, after  $L_{1,c+1}$  the diagram is  $(2, c)$ -paired.

Now consider  $c \leq b$ , so  $(3, c) \in D$ . We consider three cases:

- Case 1:  $(3, c)$  is moved by  $L_{2,c}$  and not the last cell moved by  $L_{2,c}$ . Then  $L_{2,c}$  performs a regular ladder move on  $(3, c)$  moving it to  $(2, c + 1)$ . Later,  $L_{1,c+1}$  will move  $(2, c + 1)$ . Since  $L_{1,c+1}$  and  $L_{2,c}$  moves the same number of cells, we know  $L_{1,c+1}$  makes a regular ladder move on  $(2, c + 1)$ . By Remark 5.4, the action of  $L_{1,c+1}L_{2,c}$  is the same as first moving  $(3, c)$  to  $(1, c + 2)$ , and then perform  $L_{2,c+1}L_{1,c+2}$ . By Claim 1 of  $u$ , the diagram after applying  $L_{1,c+1}$  is  $(3, c)$ -paired. Since  $(2, c), (2, c + 1)$  are not in the diagram, it is  $(2, c)$ -paired.
- Case 2:  $(3, c)$  is the last cell moved by  $L_{2,c}$ . Then  $L_{2,c}$  performs a K-ladder move on  $(3, c)$  moving it to  $(2, c + 1)$ . Later,  $L_{1,c+1}$  will move  $(2, c + 1)$ . Since  $L_{1,c+1}$  and  $L_{2,c}$  moves the same number of cells, we know  $L_{1,c+1}$  makes K-ladder move on  $(2, c + 1)$ . By Remark 5.4, the action of  $L_{1,c+1}L_{2,c}$  can be described as follows: Remove  $(3, c)$ , perform  $L_{2,c+2}L_{3,c}$ , and then add cells  $(3, c)$ ,  $(2, c + 1)$  and  $(1, c + 2)$ . By Claim 1 of  $u$ , before adding those three cells, the diagram is  $(3, c)$ -paired. Thus, after adding these three cells, the diagram is  $(2, c)$ -paired.
- If  $(3, c)$  is not moved by  $L_{2,c}$ , then  $(3, c + 1) \in D$ . By Remark 5.4, applying  $L_{1,c+1}L_{2,c}$  is the same as applying  $L_{2,c+2}L_{3,c}$  while ignoring row 3. By Claim 1 of  $u$ , after the action of  $L_{1,c+1}$ , the diagram is  $(2, c)$ -paired.  $\square$

**Lemma 5.20.** *Claim 1 and 2 hold for all  $N \in \mathbb{Z}_{>0}$ .*

*Proof.* The claims are obvious when  $N = 1$ . Then we prove by induction on  $N$ . The inductive step is given by Lemma 5.18 and Lemma 5.19.  $\square$

**Corollary 5.21.** *In (1), each  $L_{i,c}$  acts initially.*

*Proof.* Suppose  $w \in S_n$  and we prove the corollary by induction on  $n$ . Suppose  $w = (b, u)$ . Since the corollary holds for  $u$ , we know  $L_{i,c}$  in (1) acts initially when  $i > 2$ . Finally, each  $L_{1,c}$  acts initially by Claim 2.  $\square$

Now we may prove the main results of this subsection using the two claims.

*Proof of Proposition 4.4.* We induct on  $n$ . The base cases  $n = 2$  is trivial. Now suppose  $n > 2$  and take  $v = (a, w) \in S_n$ . Let  $D$  be the diagram obtained by putting  $a$  left-justified cells in row 1 of  $\widehat{P}(w)^{\downarrow 1}$ . The last iteration to compute  $\widehat{P}(v)$  is to apply  $L_{1,1} \cdots L_{1,n-2}L_{1,n-2}$  on  $D$ . For  $c \in [a]$ , since  $L_{1,c}$  acts initially and  $(1, c) \in D$ ,  $L_{1,c}$  does not move any cells.

Now assume  $c > a$ . We want to show  $L_{1,c}$  moves exactly  $\text{movecode}(w)_c$  cells. Let  $w = (b, u)$  and let  $D'$  be the diagram obtained by putting  $b$  left-justified cells in the row 2 of  $\widehat{P}(u)^{\downarrow 2}$ . Then,

$$\begin{aligned} & L_{1,1} \cdots L_{1,n-2} L_{1,n-1}(D) \\ &= (L_{1,1} \cdots L_{1,n-2} L_{1,n-1})(L_{2,1} \cdots L_{2,n-3} L_{2,n-2})(D') \\ &= (L_{1,1})(L_{1,2} L_{2,1}) \cdots (L_{1,n-1} L_{2,n-2})(D') \end{aligned}$$

For  $c > b$ , by our induction hypothesis, applying  $L_{2,c}$  moves exactly  $\text{movecode}(u)_c$  cells. Then by Claim 1, applying  $L_{1,c+1}$  to  $D$  also moves exactly  $\text{movecode}(u)_c$  cells. Therefore the number of cells moved by  $L_{1,c+1}$  is  $\text{movecode}(u)_c = \text{movecode}(w)_{c+1}$ . Now clearly each  $L_{2,c}$  does not move any cells for  $c \in [b]$ . We know  $L_{1,b+1}$  also moves no cells since the  $(2, b+1)$ -initial segment is empty. Therefore  $L_{1,b+1}$  moves  $0 = \text{movecode}(w)_{b+1}$  cells.

Let  $c_0$  be the largest in  $[b]$  such that  $\text{movecode}(u)_{c_0} = 0$ . Say  $c_0 = 0$  if no such  $c_0$  exists. For  $c \in [b]$ , by Lemma 5.1, we have

$$\text{movecode}(w)_c = \begin{cases} \text{movecode}(u)_c + 1 & \text{if } c \geq c_0. \\ \text{movecode}(u)_c & \text{otherwise} \end{cases}$$

We first inductively show that for  $c = b, \dots, c_0 + 1$ , there is no cell at  $(2, c+1)$  right before the action of  $L_{1,c}$ , so  $L_{1,c}$  moves  $(2, c)$ . Moreover,  $L_{1,c}$  moves  $\text{movecode}(w)_c > 2$  cells, so the move on  $(2, c)$  is a regular ladder move. For  $c = b$ , we know  $(2, b+1)$  is always empty. For  $c_0 < c < b$ , we know  $L_{1,c+1}$  makes a regular ladder move on  $(2, c+1)$ , so  $(2, c+1)$  is empty right before the action of  $L_{1,c}$ . Now for  $c = b, \dots, c_0 + 1$ , after  $L_{1,c}$  moves  $(2, c)$ , it behaves as if  $L_{2,c}$  by Remark 5.4. Thus, the total number of cells moved is  $\text{movecode}(u)_c + 1 = \text{movecode}(w)_c$ .

Now consider  $L_{1,c_0}$  when  $c_0 > 0$ . Right before its action,  $(2, c_0+1)$  is empty. Thus,  $L_{1,c_0}$  will first move  $(2, c_0)$  to  $(1, c_0+1)$ . After that, the number of cells it moves is  $\text{movecode}(u)_{c_0}$ , which is zero. Thus, the move on  $(2, c_0)$  is a K-ladder move. Also,  $L_{1,c_0}$  moves  $1 = \text{movecode}(w)_{c_0}$  cell.

Finally, we prove by induction that for  $c = c_0 - 1, \dots, 1$ , right before the action of  $L_{1,c}$ , the diagram contains  $(2, c)$  and  $(2, c+1)$ . For the base case, right before the action of  $L_{1,c_0-1}$ , we know  $(2, c_0)$  is in the diagram. Now assume right before the action of  $L_{1,c}$ , the diagram contains  $(2, c)$  and  $(2, c+1)$  for some  $c < c_0$ . Then  $L_{1,c}$  will not move  $(2, c)$ . After the action of  $L_{1,c}$ , we know  $(2, c)$  is still in the diagram. The inductive step is finished. Now by Remark 5.4, the action of  $L_{1,c}$  moves the same number of cells as  $L_{2,c}$  on the diagram without  $(2, c)$  and  $(2, c+1)$ . Thus,  $L_{1,c}$  makes  $\text{movecode}(u)_c = \text{movecode}(w)_c$  moves.  $\square$

*Proof of Corollary 4.6.* Implied by Corollary 5.21 and Lemma 5.6.  $\square$

## 6. ACKNOWLEDGEMENTS

We thank Jianping Pan and Brendon Rhoades for carefully reading an earlier version of this paper and giving many useful comments. We are especially grateful to Anna Weigandt for suggesting this problem. This project was performed as a Research Experience for Undergraduates at UC San Diego in summer 2023.

## REFERENCES

- [BB93] Nantel Bergeron and Sara Billey. RC-graphs and Schubert polynomials. *Experimental Mathematics*, 2(4):257–269, 1993.



- [BJS93] Sara C Billey, William Jockusch, and Richard P Stanley. Some combinatorial properties of Schubert polynomials. *Journal of Algebraic Combinatorics*, 2(4):345–374, 1993.
- [DMSD22] Matt Dreyer, Karola Mészáros, and Avery St. Dizier. On the degree of Grothendieck polynomials. *arXiv preprint arXiv:2209.00687*, 2022.
- [FK94] Sergey Fomin and Anatol N Kirillov. Grothendieck polynomials and the Yang-Baxter equation. In *Proc. formal power series and alg. comb*, pages 183–190, 1994.
- [FUL92] W FULTON. Flags, Schubert polynomials, degeneracy loci, and determinantal formulas. *Duke Math. J.*, 65:381–420, 1992.
- [Haf22] Elena S Hafner. Vexillary Grothendieck polynomials via bumpless pipe dreams. *arXiv preprint arXiv:2201.12432*, 2022.
- [KM05] Allen Knutson and Ezra Miller. Gröbner geometry of Schubert polynomials. *Annals of Mathematics*, pages 1245–1318, 2005.
- [KMY09] Allen Knutson, Ezra Miller, and Alexander Yong. Gröbner geometry of vertex decompositions and of flagged tableaux. 2009.
- [LRS06] Cristian Lenart, Shawn Robinson, and Frank Sottile. Grothendieck polynomials via permutation patterns and chains in the Bruhat order. *American Journal of Mathematics*, 128(4):805–848, 2006.
- [LS82] Alain Lascoux and Marcel-Paul Schützenberger. Structure de Hopf de l’anneau de cohomologie et de l’anneau de Grothendieck d’une variété de drapeaux. *C. R. Acad. Sci. Paris Sér. I Math.*, 295(11):629–633, 1982.
- [PSW21] Oliver Pechenik, David E Speyer, and Anna Weigandt. Castelnuovo-Mumford regularity of matrix Schubert varieties. *arXiv preprint arXiv:2111.10681*, 2021.
- [PY23] Jianping Pan and Tianyi Yu. Top-degree components of Grothendieck and Lascoux polynomials. *arXiv preprint arXiv:2302.03643*, 2023.
- [Ram85] Annamalai Ramanathan. Schubert varieties are arithmetically Cohen-Macaulay. *Inventiones mathematicae*, 80(2):283–294, 1985.
- [RRR<sup>+</sup>21] Jenna Rajchgot, Yi Ren, Colleen Robichaux, Avery St. Dizier, and Anna Weigandt. Degrees of symmetric Grothendieck polynomials and Castelnuovo-Mumford regularity. *Proceedings of the American Mathematical Society*, 149(4):1405–1416, 2021.
- [RRW23] Jenna Rajchgot, Colleen Robichaux, and Anna Weigandt. Castelnuovo-Mumford regularity of ladder determinantal varieties and patches of Grassmannian Schubert varieties. *J. Algebra*, 617:160–191, 2023.
- [WY18] Anna Weigandt and Alexander Yong. The prism tableau model for Schubert polynomials. *Journal of Combinatorial Theory, Series A*, 154:551–582, 2018.

(C. Chou) DEPARTMENT OF MATHEMATICS, UC SAN DIEGO, LA JOLLA, CA 92093, U.S.A.  
*Email address:* c1chou@ucsd.edu

(T. Yu) DEPARTMENT OF MATHEMATICS, UC SAN DIEGO, LA JOLLA, CA 92093, U.S.A.  
*Email address:* tiy059@ucsd.edu