

Shuffling with ordered cards

STEVE BUTLER* AND RON GRAHAM

We consider a problem of shuffling a deck of cards with ordered labels. Namely we split the deck of $N = k^t q$ cards (where $t \geq 1$ is maximal) into k equally sized stacks and then take the top card off of each stack and sort them by the order of their labels and add them to the shuffled stack. We show how to find stacks of cards invariant and periodic under the shuffling. We also show when $\gcd(q, k) = 1$ the possible periods of this shuffling are divisors of $\text{order}_k(N - q)$.

AMS 2000 SUBJECT CLASSIFICATIONS: 00A08, 11B75.

KEYWORDS AND PHRASES: Shuffling, ordered cards, posets, periodic, fixed.

1. Introduction

There are many ways to shuffle a deck of cards. One of the most common is to split the deck into equal halves and then riffle or dovetail shuffle the cards back together, wherein the cards from the two halves interlace. A perfect shuffle of this type is one where the cards alternate perfectly between the two halves. There are two types of perfect shuffles, depending on which card ends up on top. These are called “in” and “out” shuffles and have been frequently described in the literature (see, e.g. [1] or [2]).

Another way to think about this shuffling is we split the deck in two equal stacks and go through the stack from top to bottom using a rule about how to put the two cards into the newly shuffled stack. In and out shuffles correspond to the two rules where either we always put the card from the second half of the stack on top or we always put the card from the first half of the stack on top.

In this paper we start the examination of a new kind of shuffling where our rule is to set an order on the labeling of the cards (we allow for labels to be used multiple times in the deck) and we again go through from top to bottom but now we let the order of the labeling on the cards determine which one goes on top. That is, starting with $N = kn$ cards with labels from

*Supported by an NSF Postdoctoral fellowship.

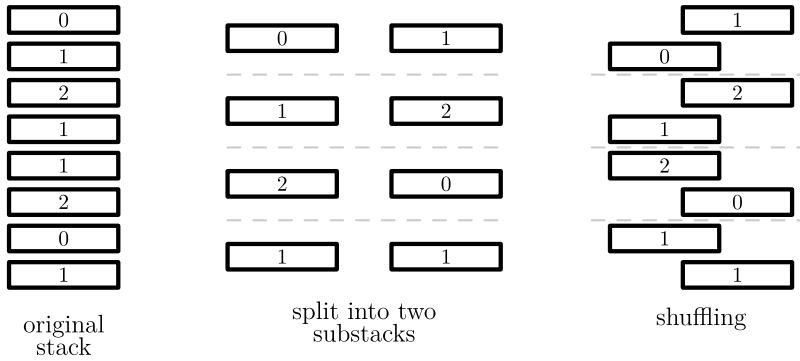


Figure 1: An example of shuffling with ordered cards taking the deck 01211201 to the deck 10212011.

the ordered list $\mathcal{A}_1 \succ \mathcal{A}_2 \succ \cdots \succ \mathcal{A}_j$, divide the stack of cards into k stacks of n , then take the top card off of each stack, sort the k cards (according to the order of the labels, where if the labels agree then the order they are sorted is unimportant) and add them to the new stack. An example of this is shown in Figure 1 where the labels are $2 \succ 1 \succ 0$ and we let the heaviest weights “sink down” (i.e., go to the lower card height where we start counting from the top card down).

Equivalently, this is the same as starting out with a list of kn labeled objects,

$$a_0, a_1, \dots, a_{n-1}, a_n, a_{n+1}, \dots, a_{2n-1}, a_{2n}, \dots, a_{kn-1},$$

and putting this into a $k \times n$ matrix where we proceed by filling up the rows left to right and top to bottom,

$$\begin{pmatrix} a_0 & a_1 & \cdots & a_{n-1} \\ a_n & a_{n+1} & \cdots & a_{2n-1} \\ \vdots & \vdots & \ddots & \vdots \\ \cdot & \cdot & \cdots & a_{kn-1} \end{pmatrix}.$$

Now take this matrix and sort the elements in each *column* according to the ordering of the labels,

$$\begin{pmatrix} b_0 & b_k & \cdots & \cdot \\ b_1 & b_{k+1} & \cdots & \cdot \\ \vdots & \vdots & \ddots & \vdots \\ b_{k-1} & b_{2k-1} & \cdots & b_{kn-1} \end{pmatrix}$$

and finally concatenate the columns to form the new list.

$$b_0, b_1, \dots, b_{k-1}, b_k, b_{k+1}, \dots, b_{2k-1}, b_{2k}, \dots, b_{kn-1}.$$

As an example if we have $k = 3$ and start with $N = 12$ cards labeled 021100122110 (where we again let the 3 labels be ordered $2 \succ 1 \succ 0$) then we have

$$021100122110 \longrightarrow \begin{pmatrix} 0 & 2 & 1 & 1 \\ 0 & 0 & 1 & 2 \\ 2 & 1 & 1 & 0 \end{pmatrix} \longrightarrow \begin{pmatrix} 2 & 2 & 1 & 2 \\ 0 & 1 & 1 & 1 \\ 0 & 0 & 1 & 0 \end{pmatrix} \longrightarrow 200210111210.$$

This process can be repeated and so we have

$$021100122110 \longrightarrow 200210111210 \longrightarrow 211200110210 \longrightarrow 200210111210$$

and now we see we have a stack which will repeat itself every two shuffling steps, or in other words a *periodic* stack. A stack which returns to itself after one shuffling step will similarly be called a *fixed* stack.

In general, we can relate the shuffling to a directed graph where each of the possible j^N stacks are the vertices and we put a directed edge between two vertices if shuffling one stack gives the other. Since the outcome of our shuffling is uniquely determined by the order of the cards, each edge will only have one edge going out (though it is possible many edges can go in). This immediately gives us the following.

Observation 1. *Given any stack of cards after applying the shuffling procedure finitely many times we will settle into a stack which is periodic under the shuffling.*

There now arise several natural questions. For example, how do we find fixed/periodic stacks? What periods are possible? How many periodic/fixed stacks are there? How long does it take for a stack to settle into a periodic stack?

In this paper we will answer some of these questions. In Section 2 we will introduce a weight function on the subscripts and show how to use this to represent the shuffling by a poset structure. In Section 3 we will show in the case when $\gcd(q, k) = 1$ (where $N = k^t q$) the possible periods are all divisors of $\text{order}_k(N - q)$. In Section 4 we will show how to adopt the poset structures to find posets that generate all fixed and periodic stacks. Finally, in Section 5 we will give some concluding remarks.

We will throughout assume the number of cards is $N = k^t q = kn$, where $t \geq 1$ is the highest power of k that divides N , and $n = k^{t-1}q$ is the size of the stacks we split N into when shuffling. For simplicity we will focus on subscripts, i.e., $i \rightarrow j$ means $a_i \rightarrow b_j$.

2. Representing our shuffling using a poset structure

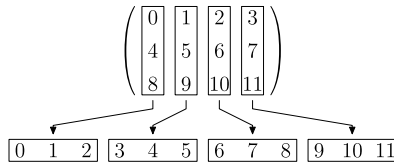
The key to understanding this shuffling is looking at a column which will (for some $\ell \in \{0, \dots, n-1\}$) consist of the terms

$$\ell, \ell + n, \ell + 2n, \dots, \ell + (k-1)n,$$

and after sorting will be sent to

$$k\ell, k\ell + 1, k\ell + 2, \dots, k\ell + (k-1).$$

For example, returning to the case $N = 12$ and $k = 3$ then we get the following.



This shows, for example, $\{a_0, a_4, a_8\} \rightarrow \{b_0, b_1, b_2\}$ in some order (depending on the labels of the cards). To help us understand what is happening it is useful to weight the subscripts.

Definition 1. A shuffling weight function on the subscripts is a map $\varphi : \{0, \dots, N-1\} \rightarrow \mathbb{Z}$ which satisfies the following two conditions for $\ell \in \{0, 1, \dots, n-1\}$:

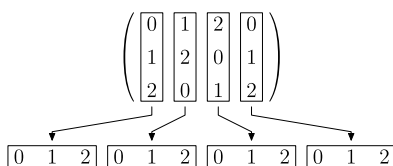
- (i) $\{\varphi(\ell), \varphi(\ell + n), \dots, \varphi(\ell + (k-1)n)\} = \{\varphi(k\ell), \varphi(k\ell + 1), \dots, \varphi(k\ell + (k-1))\}$.
- (ii) $\varphi(k\ell) < \varphi(k\ell + 1) < \dots < \varphi(k\ell + (k-1))$.

The first condition says the weight of the entries in the column and the weight of the entries in a block it maps to are equal. The second condition says the weights are distinct and increasing in a block (and combined with the first condition says the weights of the column are also distinct).

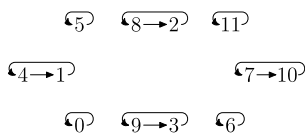
As an example for $N = 12$ and $k = 3$ one possible weight function is given below.

n	0	1	2	3	4	5	6	7	8	9	10	11
$\varphi(n)$	0	1	2	0	1	2	0	1	2	0	1	2

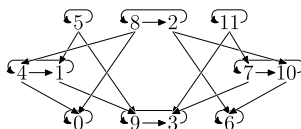
If we now take this weight function and replace all the entries in the above diagram with the corresponding weights then our diagram now becomes the following (for which it is easy to check that the two conditions are satisfied).



We can use this weight function to map the subscripts to the subscripts in a bijective manner so the weight is preserved. For instance in the third column we have $\{2, 6, 10\} \rightarrow \{6, 7, 8\}$. Since $\varphi(2) = 2 = \varphi(8)$, $\varphi(6) = 0 = \varphi(6)$ and $\varphi(10) = 1 = \varphi(7)$ then we would have $2 \rightarrow 8$, $6 \rightarrow 6$ and $10 \rightarrow 7$. Repeating this for each column/block combination we can now break up the elements of $\{0, 1, \dots, N - 1\}$ into cycles, and we can place these cycles into a poset structure where the height of a cycle is the weight of a subscript in the cycle (by construction they are all equal). So for our particular weight function we would end up with three levels with the following cycles.



This diagram essentially represents half of the shuffling (i.e., how we move from columns to blocks in the concatenation). We also need to represent the other half of the shuffling, which is sorting among the columns. To do this, we add edges between levels in the diagram connecting any two subscripts which appear in the same column. Doing this gives us the following diagram (which we will refer to as the *shuffling poset*).



The important part about the shuffling poset is that the higher ordered cards (or by analogy heaviest cards) will always try to “sink down”, i.e., the highest label in a column will want to map to the smallest possible φ value which corresponds to the lowest level it can reach, the second highest label will similarly go to the second lowest level it can reach and so on. In particular, we have the following.

Observation 2. *Shuffling can be carried out completely in the shuffling poset by placing the corresponding cards in their position and carrying out the following two steps:*

- (i) *Using only the edges between levels in the poset swap cards so no edge connects a higher ordered card at height (or weight) i in the poset with a lower ordered card at height (or weight) j where $i > j$.*
- (ii) *Using only the edges in the levels advance each card to the next entry.*

2.1. Generating a shuffling weight function

We now see that once we have a shuffling weight function we can generate the shuffling poset which completely describes the shuffling. We now show a shuffling weight function always exists by giving an algorithm which will generate one.

- (1) Set $\text{weight} = 0$ and construct a $k \times n$ array where the element in the (i, j) th entry of the array ($0 \leq i \leq k - 1$ and $0 \leq j \leq n - 1$) is $\mathbf{a} : \mathbf{b} = (i + kj) : ((i + kj) \% n)$, where $s \% t$ is the remainder when s is divided by t .
- (2) While there are still cells in the array which have not been crossed off do the following:
 - (i) Construct a directed graph on the vertices $\{0, 1, \dots, n - 1\}$ by letting $j \rightarrow k$ where j is the column and k is the \mathbf{b} entry in the *lowest* cell of column j which has not been crossed out. (If all the cells in column j have been crossed out then j will be an isolated node.)
 - (ii) Find all directed cycles in the graph that was constructed. For each edge in the directed cycle let $\varphi(\mathbf{a}) = \text{weight}$, where \mathbf{a} comes from the cell that generated the edge.

- (iii) Cross out all cells which were used to assign a weight.
- (iv) Increase `weight` by 1.

An example of the algorithm being carried out when $N = 32$ and $k = 4$ is shown in the Appendix. (The reader is encouraged to try this algorithm out to generate the weight function for $N = 12$ and $k = 3$ given above and for $N = 24$ and $k = 6$ given in Section 5.)

Theorem 1. *The above algorithm generates a shuffling weight function.*

Proof. First let us observe that the algorithm will terminate so φ is a well defined function. This follows since each column is referred to exactly k times and so if all of the entries in a column have been crossed out, no edge will be directed towards it. In particular, if we ignore isolated vertices then the directed graph generated in step 2i will have all vertices with outdegree 1 and so it must contain at least one directed cycle (in fact one directed cycle for each connected component). Therefore at every stage we will continue to cross out cells unless all cells have been crossed out so the algorithm will terminate.

The first condition of a shuffling weight function (that weights in the blocks match weights in the columns) is satisfied because we are pulling out cycles. Namely, if we look at a cell $\mathbf{a} : \mathbf{b}$ in the j th column, this can be understood as the subscript \mathbf{a} will be placed into the \mathbf{b} th column (when shuffling). What we need is to make sure there is some subscript which will go into the j th column that also will be assigned the same weight. But this happens because we assign the entire directed cycle the same weight and by step 2ii the vertex preceding j will give a subscript that maps into the \mathbf{b} th column.

The second condition of a shuffling weight function (that weights in each block are increasing) is easily satisfied since the blocks form the columns of the array generated in step 1, and in columns the weights assigned to the cells are increasing (since in each round at most one cell in each column will be assigned the current weight.) \square

The algorithm used the lowest cell which had not been crossed out. We could also have used the highest cell which was not crossed out and then decreased the weight by 1. This will essentially generate the same picture (where we rotated the arrays by 180 and let $\mathbf{i} \rightarrow \mathbf{N} - 1 - \mathbf{i}$ in the entries and in the directed graphs generated in step 2i of the algorithm.

Another important thing to note is the directed cycles we are pulling out are the same directed cycles (but with the \mathbf{b} terms replaced by the \mathbf{a} terms from the corresponding cells) found in the shuffling poset. If we combine

this with the previous idea of going from bottom to top we get the following observation.

Observation 3. *In the shuffling poset $i \rightarrow j$ if and only if $N - 1 - i \rightarrow N - 1 - j$.*

Something else worth noting is that if we look at the shuffling weight function produced in the Appendix we see there is some symmetry, i.e., $\varphi(i) + \varphi(31 - i)$ is independent of i . So for example we have $\varphi(2) + \varphi(29) = 7 = \varphi(12) + \varphi(19)$. When this happens we will call this a *symmetrical* weight function.

Conjecture 1. *The shuffling weight function produced by the algorithm is symmetric.*

It is easy to show a symmetric weight function always exists for every N and k . For instance let φ_{up} be the weight function generated by the given algorithm (where we use the lowest cells and work our way up) and let φ_{down} be the weight function generated by the modified algorithm (where we use the highest cells and work our way down). Then the weight function $\varphi = \varphi_{up} + \varphi_{down}$ is still a shuffling weight function and by the symmetry of the two algorithms will be symmetric.

3. A simple weight function when $\gcd(q, k) = 1$

In the preceding section we saw that a weight function could be used to give us the shuffling poset, which in turn gives us another representation of how to shuffle. One natural question to ask is what can we say about the lengths of the directed cycles in the shuffling poset. In this section we will show in the special case when $N = k^t q$ and $\gcd(q, k) = 1$ this question has an easy answer. Note this will cover all the cases when k is a prime (in particular $k = 2$, the traditional number of hands used in shuffling). First, for $\gcd(q, k) = 1$ we observe one shuffling weight function can be found using the base k expansion of subscripts.

Lemma 2. *Let $N = kn = k^t q$ with $\gcd(q, k) = 1$ and let $\dots A_t A_{t-1} \dots A_1 A_0$ be the base k expansion of A . Then defining $\varphi(A) = A_0 + \dots + A_{t-1}$ for all A gives a shuffling weight function.*

Proof. Let $\ell \in \{0, 1, \dots, n - 1\}$ and $\dots L_t L_{t-1} \dots L_1 L_0$ be the base k expansion of ℓ , and let the base k expansion of n be $\dots u 0 \dots 00$ where $u \neq 0$ is in the $(t - 1)$ th slot and $\gcd(u, k) = \gcd(q, k) = 1$ (this follows from $n = k^{t-1} q$).

In particular, for $i \in \{0, \dots, k-1\}$ the base k expansion of $k\ell + i$ will be

$$\dots L_{t-1}L_{t-2}\dots L_0i$$

which has $\varphi(k\ell + i) = i + L_0 + \dots + L_{t-2}$. On the other hand the base k expansion of $\ell + in$ will be

$$\dots ((L_{t-1} + iu)\%k)L_{t-2}\dots L_1L_0$$

which has $\varphi(\ell + iu) = ((L_{t-1} + iu)\%k) + L_0 + \dots + L_{t-2}$ (where $s\%t$ is the remainder of s when divided by t). Because $\gcd(u, k) = 1$ then $(L_{t-1} + iu)\%k$ will cycle through all k possibilities as i goes from 0 to $k-1$. It follows the first condition of a shuffling weight function is satisfied.

The second condition of a shuffling weight function is satisfied since the base k expansion of $k\ell + i$ for $i \in \{0, \dots, k-1\}$ is $\dots L_{t-1}L_{t-2}\dots L_0i$ and so

$$\varphi(k\ell + i) = i + L_0 + \dots + L_{t-2}.$$

From this it follows $\varphi(k\ell) < \varphi(k\ell + 1) < \dots < \varphi(k\ell + (k-1))$. □

One nice feature about this case is the the rule for mapping subscripts is easy to describe. Namely, if the base k expansion of A is $\dots A_{t-1}A_{t-2}\dots A_1A_0$ then the map is

$$(1) \quad A \rightarrow kA + A_{t-1} \pmod N.$$

(There are two things to check, one is that both these terms have the same weight and the other is that the column that contains A will map to the block that contains $kA + A_{t-1}$, both conditions are easily checked.)

We will now use this map to determine the cycle lengths in the shuffling poset.

Theorem 3. *Let $N = k^tq$ with $\gcd(k, q) = 1$, and let $\text{order}_k(s)$ denote the multiplicative order of k modulo s . Then the length of a cycle in the shuffling poset when we divide N into k equal stacks for shuffling is a divisor of $\text{order}_k(N - q)$. Further, there is a cycle of length $\text{order}_k(N - q)$ in the shuffling poset.*

Before we begin we note by our assumption that $\gcd(N - k, q) = 1$ and so the multiplicative order is well defined. As a check we note $\text{order}_3(12 - 4) = \text{order}_3(8) = 2$ since $3^2 = 9 \equiv 1 \pmod 8$, this agrees with the diagram given above for $N = 12$ and $k = 3$.

Proof. Consider a cycle starting at x , and suppose that the base k expansion of x is $\dots A_{t-1} \dots A_1 A_0$. Using (1) we have after t steps we will be at

$$\begin{aligned} x &\rightarrow kx + A_{t-1} \pmod{N} \\ &\rightarrow k^2x + kA_{t-1} + A_{t-2} \pmod{N} \\ &\rightarrow k^3x + k^2A_{t-1} + kA_{t-2} + A_{t-3} \pmod{N} \\ &\rightarrow \dots \\ &\rightarrow k^t x + \underbrace{\sum_{i=0}^{t-1} k^i A_i}_{=A'} \pmod{N}. \end{aligned}$$

In particular, after we have taken t steps, the last t terms in the base k expansion will agree with the last t terms in the base k expansion of x . Now suppose we repeat this r times (so a total of rt steps). Then we have

$$\begin{aligned} x &\rightarrow k^t x + A' \pmod{N} \\ &\rightarrow k^{2t} x + k^t A' + A' \pmod{N} \\ &\rightarrow k^{3t} x + k^{2t} A' + k^t A' + A' \pmod{N} \\ &\rightarrow \dots \\ &\rightarrow k^{rt} x + \sum_{i=0}^{r-1} k^{it} A' \pmod{N}. \end{aligned}$$

For some r we will be back where we started if

$$k^{rt} x + \sum_{i=0}^{r-1} k^{it} A' \equiv x \pmod{N = k^t q}.$$

Multiplying both sides by $k^t - 1$ and simplifying this is equivalent to

$$(k^{rt} - 1)(x(k^t - 1) + A') \equiv 0 \pmod{(k^t - 1)k^t q}$$

Looking at the base k expansion of x we have $x = A' + mk^t$ for some m , if we now substitute this in and simplify we get

$$(k^{rt} - 1)k^t(A' + m(k^t - 1)) \equiv 0 \pmod{(k^t - 1)k^t q}$$

or

$$(2) \quad (k^{rt} - 1)(A' + m(k^t - 1)) \equiv 0 \pmod{(k^t - 1)q}.$$

Since $(k^t - 1)q = N - q$, if $rt = \text{order}_k(N - q)$ then $k^{rt} - 1 \equiv 0 \pmod{(k^t - 1)q}$ and this condition is satisfied. In particular, after taking $\text{order}_k(N - q)$ steps then $x \rightarrow x$ for each value of x , and so each cycle must be some divisor of $\text{order}_k(N - q)$.

We are implicitly using $t \mid \text{order}_k(N - q)$. To see why this is true, let $M = \text{order}_k(N - q)$ then $N - q = (k^t - 1)q \mid (k^M - 1)$, and so

$$(k^t - 1) \mid (k^M - 1) \quad \text{so} \quad \gcd(k^t - 1, k^M - 1) = k^t - 1,$$

but we also have in general

$$\gcd(k^a - 1, k^b - 1) = k^{\gcd(a,b)} - 1 \quad \text{so} \quad \gcd(k^t - 1, k^m - 1) = k^{\gcd(t,m)} - 1.$$

Combining these two statements we have $\gcd(t, M) = t$ showing t is a divisor of $M = \text{order}_k(N - q)$.

Finally, to show there is a cycle of length $\text{order}_k(N - q)$ we note (2) also holds for $x = 1$, which corresponds to $A' = 1$ and $m = 0$. So (2) reduces to finding the smallest value of rt so

$$k^{rt} \equiv 1 \pmod{N - q},$$

which is clearly $rt = \text{order}_k(N - q)$. □

3.1. A more generalized weight function

The preceding weight function relied on having $\gcd(q, k) = 1$ (this was used in the lemma to make sure we hit all of the residue classes modulo k , and then in the Theorem 3 by giving a simple rule for mapping). We now present a weight function that works in more cases (but from the definition it will agree with the previous weight function when $\gcd(q, k) = 1$). For example, the following weight function will work for the case when k is any prime power.

Lemma 4. *Let $N = kn = k^t q$ with $\gcd(q / \gcd(q, k), \gcd(q, k)) = 1$ and let $\dots A_t A_{t-1} A_{t-2} \dots A_1 A_0$ be the base k expansion of A . Then defining $\varphi(A) = A_0 + \dots + A_{t-1} + (A_t \% \gcd(k, q))$ for all A gives a shuffling weight function.*

Proof. For $\ell \in \{0, \dots, n - 1\}$ let $\dots L_t L_{t-1} \dots L_1 L_0$ be the base k expansion of ℓ . Then for $i \in \{0, \dots, k - 1\}$, the base k expansion of $k\ell + i$ is $\dots L_{t-1} L_{t-2} \dots L_1 L_0 i$ and so

$$\varphi(k\ell + i) = i + L_0 + \dots + L_{t-2} + (L_{t-1} \% \gcd(k, q)).$$

Using this, we note the second condition for a shuffling weight function is easily satisfied.

Since $n = k^{t-1}q$, the base k expansion of n is $\dots N_t N_{t-1} 0 \dots 0$. Also we have $N_{t-1} = (q \% k)$, and so $\gcd(q, k) = \gcd((q \% k), k) = \gcd(N_{t-1}, k)$. So for $i \in \{0, \dots, k-1\}$ the base k expansion of $\ell + in$ is $\dots C_t C_{t-1} L_{t-2} \dots L_0$, i.e., it agrees in the first $t-2$ slots with the expansion of ℓ , so we need to understand $C_{t-1} + (C_t \% \gcd(q, k))$.

For a given value of i we have $C_{t-1} = ((L_{t-1} + iN_{t-1}) \% k)$. Since $N_{t-1}/\gcd(q, k)$ is relatively prime to k , this takes on $k/\gcd(q, k)$ different values that differ by a multiple of $\gcd(q, k)$ from A_{t-1} (modulo k), and we will attain each one of these values $\gcd(q, k)$ times as u ranges over its possible values. In particular we have,

$$C_{t-1} \in \left\{ (L_{t-1} \% \gcd(q, k)), (L_{t-1} \% \gcd(q, k)) + \gcd(q, k), \right. \\ \left. \dots, (L_{t-1} \% \gcd(q, k)) + \left(\frac{k}{\gcd(q, k)} - 1 \right) \gcd(q, k) \right\}$$

Fix a possible value for C_{t-1} and let \hat{i} be the first value of i that gives us C_{t-1} , and let \hat{C}_t be the value of C_t for this corresponding i . In particular, the only values of i where we will be at the fixed value of C_{t-1} are $i = \hat{i} + mk/\gcd(q, k)$ for $m \in \{0, \dots, \gcd(q, k) - 1\}$. For these values of u we have

$$C_t = \left(\left(\hat{C}_t + m \frac{(N_{t-1} + kN_t)}{\gcd(q, k)} \right) \% k \right) = \left(\left(\hat{C}_t + m \frac{q}{\gcd(q, k)} \right) \% k \right).$$

(The last step follows from noting $q = N_{t-1} + kN_t + k^2N_{t+1} + \dots$ and that when we divide this by $\gcd(q, k)$ all but the first two terms will have at least one factor of k .) So we have

$$(C_t \% \gcd(q, k)) = \left(\left(\hat{C}_t + m \frac{q}{\gcd(q, k)} \right) \% \gcd(q, k) \right).$$

Since $\gcd(q/\gcd(q, k), \gcd(q, k)) = 1$ then this covers all of the residue classes modulo $\gcd(q, k)$. Combined with what we know about C_{t-1} then we have

$$C_{t-1} + (C_t \% \gcd(q, k)) = \\ \{(L_{t-1} \% \gcd(q, k)), (L_{t-1} \% \gcd(q, k)) + 1, \dots, (L_{t-1} \% \gcd(q, k)) + k - 1\}.$$

So we have

$$\varphi(\ell + in) = j + L_0 + \dots + L_{t-2} + (L_{t-1} \% \gcd(k, q)),$$

where j which ranges over $\{0, \dots, k-1\}$ as i ranges over $\{0, \dots, k-1\}$. \square

The problem is even though we have a simple weight function, the rule for mapping is not simple, and so we have no similar result as Theorem 3. We note one of the results coming out of the proof of Theorem 3 is when $\gcd(q, k) = 1$ the cycle in the shuffle poset which contains 1 has maximal length. This no longer needs to hold when $\gcd(q, k) \neq 1$. If we look at the example shown in the Appendix, we can see the cycle which will contain 1 has length 3 but the maximal length of a cycle is 6.

4. Finding fixed and periodic stacks

In Section 2 we saw a way to represent our shuffling in terms of a poset of cycles. We will now exploit this poset to find stacks of cards which are fixed or periodic under shuffling. This of course relies heavily on the labeling of the cards in the stack. For instance, if they all have the same label then the stack is automatically fixed while if they all have distinct labels then eventually it will go to a periodic poset where the length is determined by the cycle lengths in the poset. So in this section we will assume that we have the freedom to choose our labels to suit our need.

To find the fixed stacks, we observe when looking at the cycles of the shuffling poset in a stack which is fixed under shuffling there are two necessary conditions:

- (i) If there is an edge between levels in the shuffling poset then the label on the lower level must be at least as great as the label on the higher level. (Otherwise we would swap labels and we would not be fixed.)
- (ii) All the labels in a cycle on a level in the shuffling poset must agree. (Otherwise when we shift by one in the cycle the stack is not fixed.)

It is easy to see that these conditions are also sufficient.

We now form a poset, which we call the *fixed poset*, based off the shuffling poset. Namely, each cycle goes to one element in the poset (at the same height as before) and we connect an edge between two corresponding cycles if one cycle contains c while the other contains d from the same column and there is no e in the column with $\varphi(c) < \varphi(e) < \varphi(d)$. (Technically, by condition (i) above we would want to connect all cycles which are connected by an edge in the shuffle poset, but by transitivity we only need to consider edges which cannot be broken down further.) Some examples of fixed posets are given in Figure 2, the numbers are used to indicate the lengths of the cycles represented.

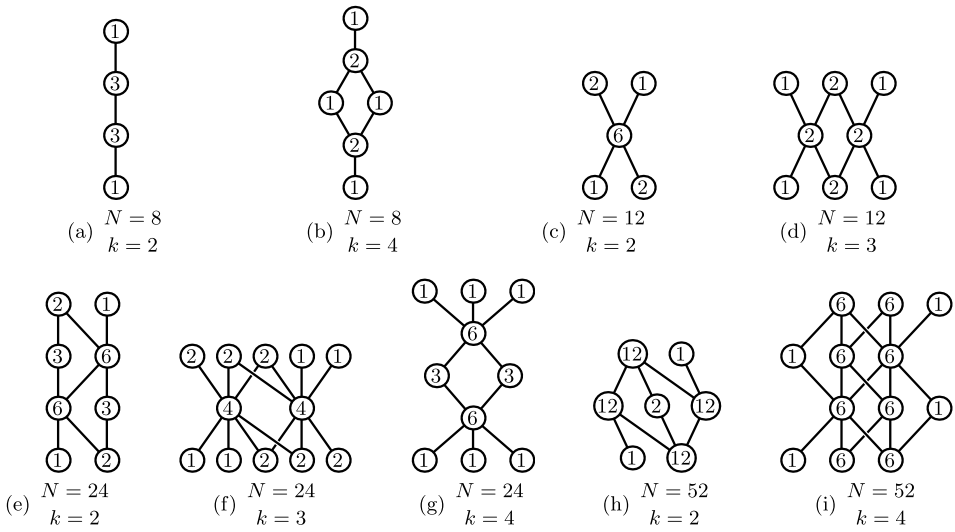


Figure 2: Fixed posets for various values of N and k .

Using the two conditions, the fixed stacks are now found by assigning labeled cards to each element in the fixed poset so the labels are weakly increasing with respect to the fixed poset. This allows us to quickly and easily find fixed stacks for a given N and k .

It also helps us to answer whether or not fixed stacks with some given property can exist. For example if $N = 52$ and $k = 2$ it is easy to see from the fixed poset there is no fixed stack with four labels each label with 13 cards (i.e., such as in a standard deck of cards with the labels being the suits in some order).

Note the fixed posets in Figure 2 are symmetric in that if we flipped it upside down we would have the same poset. This will always happen when our weight function is symmetric (and as already noted we can always find such a weight function).

One question to consider is the number of fixed stacks. This is dependent on both the fixed poset and the number of labels. As an example, for a fixed k and a fixed order of the labeling we can have dramatically different behavior for various values of N . For example, suppose we have two labels $1 \succ 0$ and $k = 2$. If $N = 2^t$, then by Theorem 3 all the cycles have length at most t and there are $t + 1$ levels in the fixed poset using the weight function given in Lemma 2. We can then assign all of the cycles with height $< t/2$ in the poset to have label 1 and then take any collection of posets from the layer

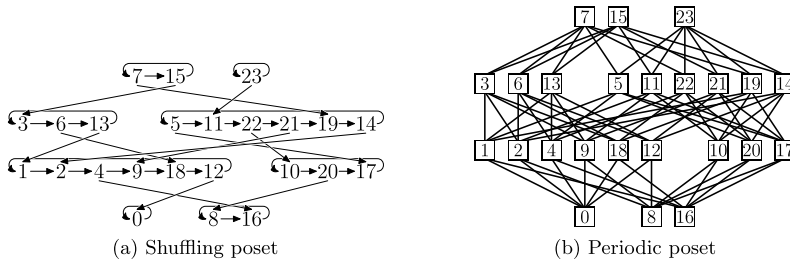


Figure 3: Posets for the case $N = 24$ and $k = 2$.

In this case we need to make sure the card in B will not cause the card in A to sink. To do this we draw the poset where the elements are the subscripts (as before we can place A at level $\varphi(A)$), and we connect an edge between A and B if we have the edges in our shuffling poset as indicated above *and* there is no e in the same column as c_s and d_s so $\varphi(c_s) < \varphi(e) < \varphi(d_s)$. We will call this the *periodic poset*. An example of the situation is shown in Figure 3.

As before, the periodic stacks are now found by assigning labeled cards to each subscript in the periodic poset so the labels are weakly increasing with respect to the periodic poset. This allows us to quickly and easily find periodic stacks for given N and k .

The possible periods of the periodic stacks are determined by the size of the cycles in the shuffling poset. Namely, the possible periods are the divisors of the least common multiple of the cycle lengths in the shuffling poset. In the case when $\gcd(q, k) = 1$ then Theorem 3 shows the possible periods of stacks are divisors of $\text{order}_k(N - q)$, on the other hand it is easy to construct a periodic stack for any period dividing $\text{order}_k(N - q)$.

5. Concluding remarks

We have seen how to find a weight function which can in turn allow us to represent our shuffling in a shuffling poset. This poset can then be modified to help us find fixed stacks, periodic stacks, and also tell us which periods are possible.

One of the problems we have not addressed is how quickly a stack will settle into a periodic stack. As with the number of fixed stacks this depends highly on N . For example, it is not hard to see (i.e., using the periodic poset) that it takes no more than $3tm$ shuffles to settle into a periodic orbit (where m is the least common multiple of the cycle lengths and $t + 1$ the number

of levels in the shuffling poset). So for example when $N = 2^t$ and $k = 2$ then we need at most $3(\ln N)^2$ steps. On the other hand for $N = 4 \cdot 3^k$ it is easy to construct a stack that takes exactly $N/2$ steps to get into a periodic stack.

There are still many questions that remain. One of the biggest problems is trying to understand how the weight function works for arbitrary N and k . For instance the weight functions given in Section 3 do not apply for the case $N = 24$ and $k = 6$. In this case the algorithm for finding a weight function generates the following:

n	0	1	2	3	4	5	6	7	8	9	10	11
$\varphi(n)$	0	1	4	5	6	7	1	2	5	6	7	8

n	12	13	14	15	16	17	18	19	20	21	22	23
$\varphi(n)$	1	2	3	4	7	8	2	3	4	5	8	9

One notable difference between this weight function and the weight function when $\gcd(q, k) = 1$ or $\gcd(q/\gcd(q, k), \gcd(q, k)) = 1$ is that in the blocks the weight function does not consist of consecutive numbers, i.e., it has gaps. Determining why these gaps are there and where they will appear given N and k will go a long way to understanding the shuffling weight function.

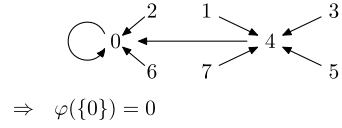
Another important question in regards to the shuffling posets is understanding the possible cycle lengths. We understand what is going on for the case when $\gcd(q, k) = 1$, but all other cases remain open. For example, is it true the least common multiple of the cycle lengths is the length of the longest cycle?

We can also consider what happens when instead of only considering a single type of shuffling we consider combining the $j!$ different shuffling rules that come from all the possible rearrangements of the ordering of the labels. And of course, perhaps the most important thing missing right now is a good magic trick that can be performed using this shuffling rule, which was the original motivation of Larry Carter and J.-C. Reyes who first suggested this problem!

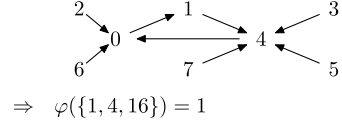
Appendix

We implement the algorithm given in Section 2.1 to find the weight function in the case $N = 32$ and $k = 4$. The steps are shown below.

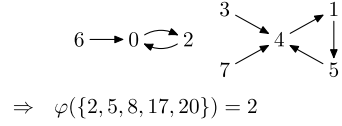
0	1	2	3	4	5	6	7
0:0	4:4	8:0	12:4	16:0	20:4	24:0	28:4
1:1	5:5	9:1	13:5	17:1	21:5	25:1	29:5
2:2	6:6	10:2	14:6	18:2	22:6	26:2	30:6
3:3	7:7	11:3	15:7	19:3	23:7	27:3	31:7



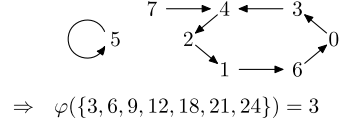
0:0	4:4	8:0	12:4	16:0	20:4	24:0	28:4
1:1	5:5	9:1	13:5	17:1	21:5	25:1	29:5
2:2	6:6	10:2	14:6	18:2	22:6	26:2	30:6
3:3	7:7	11:3	15:7	19:3	23:7	27:3	31:7



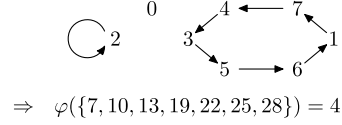
0:0	4:4	8:0	12:4	16:0	20:4	24:0	28:4
1:1	5:5	9:1	13:5	17:1	21:5	25:1	29:5
2:2	6:6	10:2	14:6	18:2	22:6	26:2	30:6
3:3	7:7	11:3	15:7	19:3	23:7	27:3	31:7



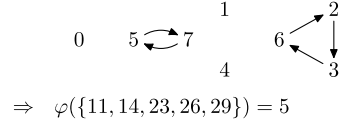
0:0	4:4	8:0	12:4	16:0	20:4	24:0	28:4
1:1	5:5	9:1	13:5	17:1	21:5	25:1	29:5
2:2	6:6	10:2	14:6	18:2	22:6	26:2	30:6
3:3	7:7	11:3	15:7	19:3	23:7	27:3	31:7



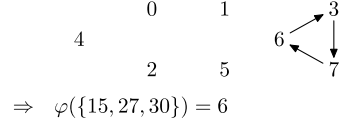
0:0	4:4	8:0	12:4	16:0	20:4	24:0	28:4
1:1	5:5	9:1	13:5	17:1	21:5	25:1	29:5
2:2	6:6	10:2	14:6	18:2	22:6	26:2	30:6
3:3	7:7	11:3	15:7	19:3	23:7	27:3	31:7



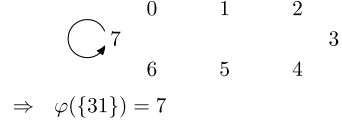
0:0	4:4	8:0	12:4	16:0	20:4	24:0	28:4
1:1	5:5	9:1	13:5	17:1	21:5	25:1	29:5
2:2	6:6	10:2	14:6	18:2	22:6	26:2	30:6
3:3	7:7	11:3	15:7	19:3	23:7	27:3	31:7



0:0	4:4	8:0	12:4	16:0	20:4	24:0	28:4
1:1	5:5	9:1	13:5	17:1	21:5	25:1	29:5
2:2	6:6	10:2	14:6	18:2	22:6	26:2	30:6
3:3	7:7	11:3	15:7	19:3	23:7	27:3	31:7



0:0	4:4	8:0	12:4	16:0	20:4	24:0	28:4
1:1	5:5	9:1	13:5	17:1	21:5	25:1	29:5
2:2	6:6	10:2	14:6	18:2	22:6	26:2	30:6
3:3	7:7	11:3	15:7	19:3	23:7	27:3	31:7



The generated weight function is given in the following table.

n	0	1	2	3	4	5	6	7	8	9	10	11	12	13	14	15	16
$\varphi(n)$	0	1	2	3	1	2	3	4	2	3	4	5	3	4	5	6	1

n	17	18	19	20	21	22	23	24	25	26	27	28	29	30	31
$\varphi(n)$	2	3	4	2	3	4	5	3	4	5	6	4	5	6	7

References

- [1] Persi Diaconis, Ron Graham and William Kantor, *The mathematics of perfect shuffles*, Adv. in Appl. Math. **4** (1983), 175–196. [MR0700845](#)
- [2] S. Brent Morris, *Magic tricks, card shuffling and dynamic computer memories*, MAA Spectrum, Mathematical Association of America, Washington, D.C., (1998) xviii + 148 pp. [MR1489235](#)

STEVE BUTLER
UCLA, USA
E-mail address: butler@math.ucla.edu

RON GRAHAM
UCSD, USA
E-mail address: graham@ucsd.edu

RECEIVED JANUARY 14, 2010